

2023 年 6 月 20 日 新聞公報

香港民研發放社會幸福指標

特別宣佈

香港民意研究所（香港民研）今天預告，「一國兩制 25 周年中期民情總結」的第 25 次，亦即最後一次的數據總結，將於 6 月 28 日（下星期三）以新聞發布會形式公布，主題為「民情指數 1997-2022」，完整跨越四個特首的任期。至此，香港民研為一國兩制前半發展留下歷史數據的任務便告完成。民研今早在網上已經宣佈會如何減少自費收集原始數據、加強開發二次數據、以及按照社會需要調整定期民意調查的研究領域和發放範圍。民研已經初步決定，會取消大約四之一的定期調查題目，而餘下題目中大約三分之一，也會轉作內部參考、學術研究和付費服務之用，不作公開發表。有關課題初步包括回歸系列、身分認同、兩岸問題、世界視野、六四事件、議員評分、部隊民望和部份社會指標等，詳情會在月底敲定，七月公布。與此同時，民研會組織學術研究團隊，開發二次數據研究，好好運用三十多年來收集的數據。各界人士，尤其是民研會員，歡迎與我們接洽，以合作開發或付費委托形式，合法地使用我們尚未發表的數據。各界人士如有任何意見或提問，歡迎以電郵聯絡我們，我們會透過網頁平台逐一公開回應。

公報簡要

香港民研於五月由真實訪問員以隨機抽樣電話訪問方式成功訪問了 1,003 名香港居民。

調查顯示，在十個指定的社會幸福範疇中，市民對於人身安全的評分最高，同時亦偏向認為香港人享有個人自由、有合適就業機會、免於恐懼、司法程序公正以及弱勢社群得到保障。最後四項社會幸福指標則錄得略低於 5 分的平均分，包括兒童是否快樂成長、港人能否安居、享有政治權利與否以及生活是否無憂無慮。相比半年前，全部十項指標均沒有顯著變化。

調查的實效回應比率為 52.4%。在 95% 置信水平下，調查的評分誤差不超過 +/-0.28。

樣本資料

調查日期	:	3-18/5/2023
調查方法	:	由真實訪問員進行隨機抽樣電話訪問
訪問對象	:	18 歲或以上操粵語的香港居民
成功樣本數目 ^[1]	:	1,003 (包括 499 個固網及 504 個手機樣本)
實效回應比率	:	52.4%
抽樣誤差 ^[2]	:	在 95% 置信水平下，評分誤差不超過 +/-0.28

加權方法：按照政府統計處提供的統計數字以「反覆多重加權法」作出調整。全港人口年齡及性別分佈統計數字來自《二零二二年年中人口數字》，而教育程度（最高就讀程度）及經濟活動身分統計數字則來自《香港的女性及男性 - 主要統計數字》（2022年版）。

- [1] 數字為調查的總樣本數目，個別題目則可能只涉及次樣本。有關數字請參閱下列數表內列出的樣本數目。
 [2] 此公報中所有誤差數字均以 95% 置信水平計算。95% 置信水平，是指倘若以不同隨機樣本重複進行有關調查 100 次，則 95 次各自計算出的誤差範圍會包含人口真實數字。由於調查數字涉及抽樣誤差，傳媒引用百分比數字時，應避免使用小數點，在引用評分數字時，則可以使用一個小數點。

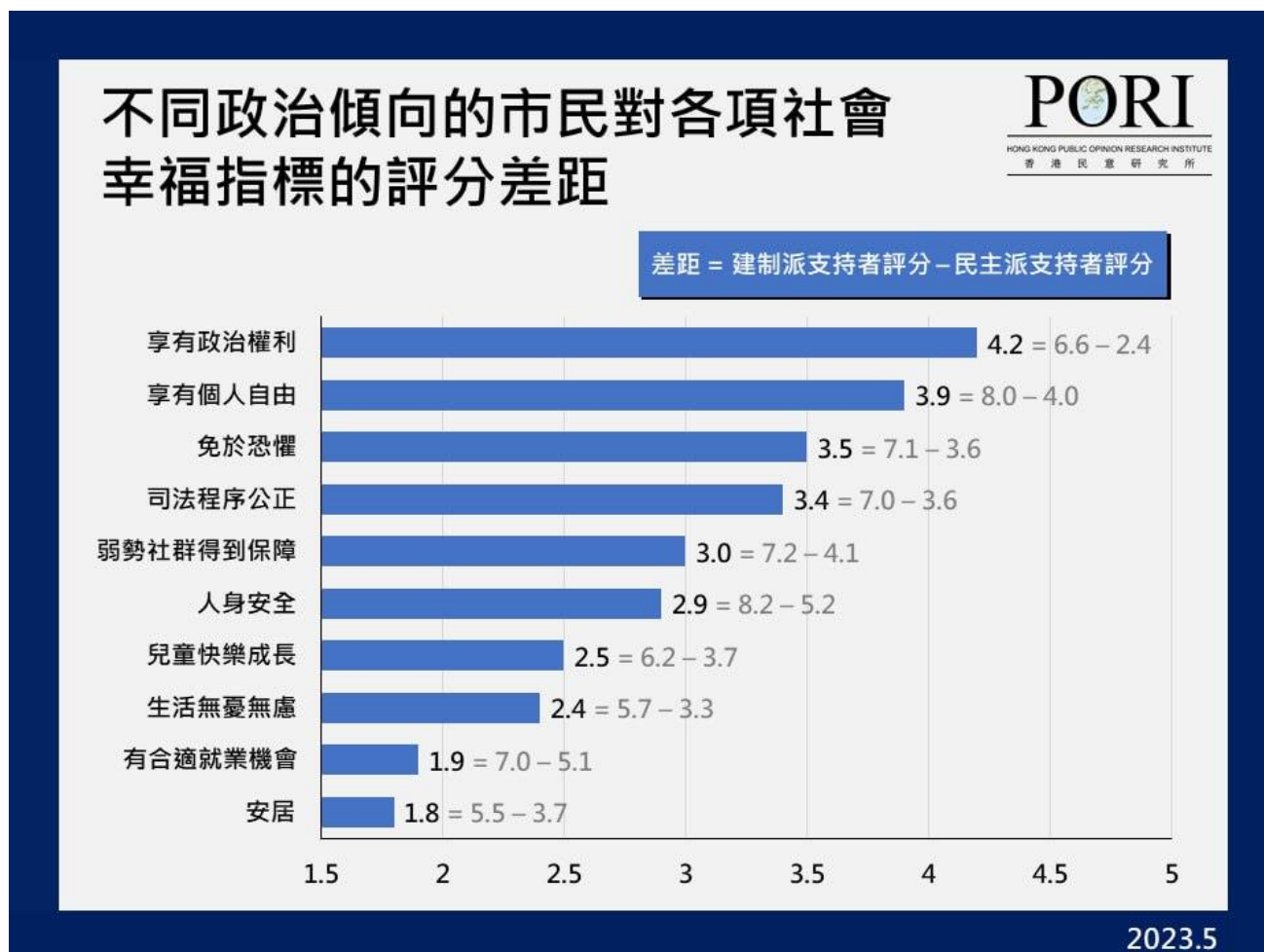
最新數據

以下是十項社會幸福指標的最新數字：

調查日期	29/10-3/11/21	7-10/2/22	12-20/5/22	2-10/11/22	3-18/5/23	最新變化
樣本數目	596-609	599-612	596-617	508-514	509-516	--
回應比率	50.1%	58.1%	40.9%	48.9%	52.4%	--
最新結果	結果	結果	結果	結果	結果及誤差	--
人身安全	6.06	6.13	5.99	6.68 ^[3]	6.61+/-0.24	-0.07
享有個人自由	5.56	5.57	5.46	5.89 ^[3]	6.18+/-0.26	+0.29
有合適就業機會	5.51	5.29	5.03 ^[3]	5.60 ^[3]	5.76+/-0.20	+0.16
免於恐懼	4.85	4.72	4.62	5.24 ^[3]	5.37+/-0.26	+0.13
司法程序公正	4.53	4.90 ^[3]	4.75	5.16 ^[3]	5.25+/-0.26	+0.09
弱勢社群得到保障	4.78	4.76	4.74	5.21 ^[3]	5.23+/-0.22	+0.02
兒童快樂成長	4.76	4.53	4.56	5.02 ^[3]	4.79+/-0.22	-0.23
安居	4.20	4.33	4.17	4.46 ^[3]	4.63+/-0.22	+0.17
享有政治權利	3.80	3.97	3.90	4.61 ^[3]	4.52+/-0.28	-0.09
生活無憂無慮	3.97	4.00	3.92	4.23 ^[3]	4.48+/-0.21	+0.25

[3] 該數字與上次調查結果的差異超過在 95% 置信水平的抽樣誤差，表示有關變化在統計學上表面成立。不過，變化在統計學上成立與否，並不同有關變化是否有實際用途或意義，而不同調查的加權方法亦可能有所不同。

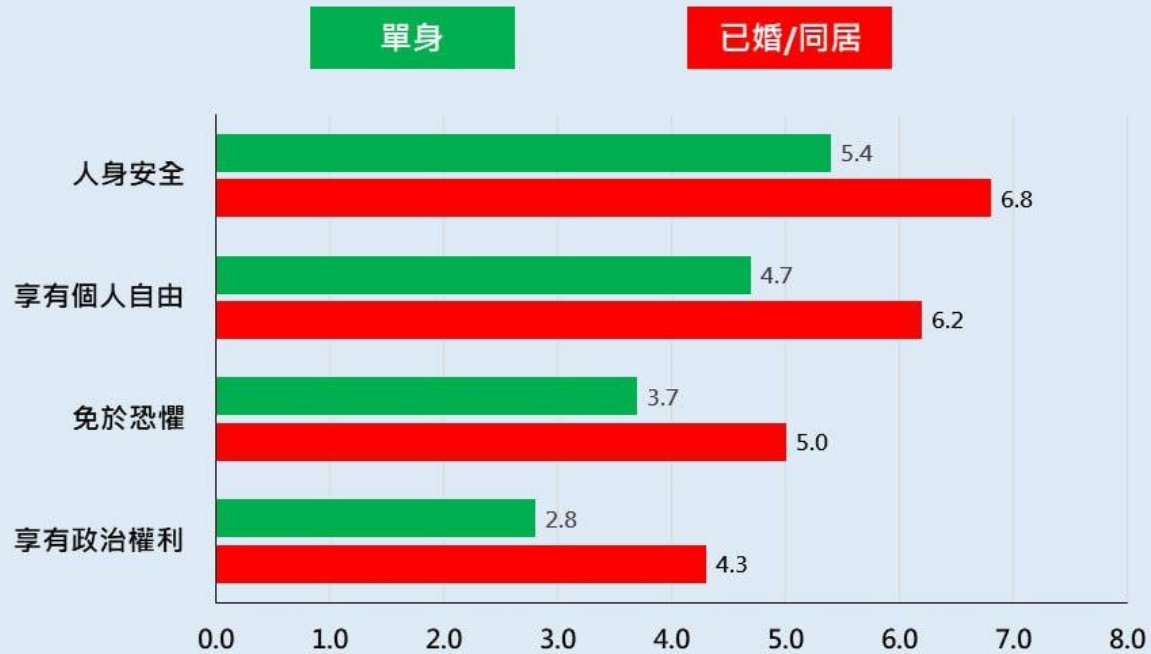
最新調查於 5 月進行，當時尚未發生荷里活廣場斬人案。調查顯示，在十個指定範疇中，市民對於人身安全的評分最高，以 0 至 10 分評價，評分為 6.61 分。另外，市民亦偏向認為香港人享有個人自由、有合適就業機會、免於恐懼、司法程序公正以及弱勢社群得到保障，評分分別為 6.18、5.76、5.37、5.25 及 5.23 分。最後四項社會幸福指標則錄得略低於 5 分，包括兒童是否快樂成長得 4.79 分、港人能否安居得 4.63 分、享有政治權利與否得 4.52 分，以及生活是否無憂無慮得 4.48 分，顯示市民的評價偏向負面。相比半年前，全部十項指標均沒有顯著變化。



香港民研以建制派支持者對各項社會幸福指標的評分減去民主派支持者的相關評分，計算出不同政治傾向的市民對各項指標評分的差距。

調查發現所有差距皆為正數，反映建制派支持者對社會現況普遍較民主派支持者樂觀。在「享有政治權利」上兩組市民的評分差距最大，達 4.2 分；而在「安居」上的差距則最小，只有 1.8 分。整體而言，不同政治傾向的市民對各項指標評分的差距頗大，在 0-10 分的評分中，有一半指標的差距達 3 分或以上，反映不同政治傾向的市民對各社會幸福指標的滿意度有一定程度的距離。

不同婚姻狀況的30-49歲市民對社會幸福指標的評分



2023.5

深入分析亦發現，已婚或同居的市民對社會幸福指標的評分比單身的市民為高。當中相差最大的四項指標評分差距介乎 1.3 至 1.5 分，當中以「享有個人自由」和「享有政治權利」的評分差距最大，達 1.5 分。

以 0 至 10 分計算，在四項指標中，兩組市民皆對「人身安全」的評價最高，已婚或同居和單身受訪者分別給 6.8 和 5.4 分；而市民對「享有政治權利」的評價最低，已婚或同居和單身受訪者分別給 4.3 和 2.8 分。

下次新聞公報／發佈會（暫定）

- [發佈會] 6 月 28 日（星期三）下午三時
「一國兩制 25 周年中期民情總結」之民情指數



Tel 電話: (852) 3844 3111

Fax 傳真: (852) 3705 3361

Website 網址: <https://www.pori.hk>

Address: Units 9-11, 6/F, Tower B, Southmark, 11 Yip Hing Street, Wong Chuk Hang

地址: 黃竹坑業興街 11 號南滙廣場 B 座 6 樓 9-11 室

HONG KONG PUBLIC OPINION RESEARCH INSTITUTE
香港民意研究所

Press Release on June 20, 2023

HKPORI releases social well-being indicators

Special Announcement

Hong Kong Public Opinion Research Institute (HKPORI) today forecasted that the 25th and final wrap-up of the “One Country Two Systems 25-year Mid-term Review” would be released in a press conference on June 28 (next Wednesday), under the theme of "Public Sentiment Index 1997-2022", spanning across four complete CE terms. By then, HKPORI would have completed its mission to preserve the historical data of the first half of “one country, two systems”. This morning, we have already announced online how we would reduce our self-funded data collection activities, step up our secondary data analysis, and also adjust the scope of our tracking surveys in terms of topic and release format. We have tentatively decided to cancel about one-fourth of our regular survey questions, and about one-third of the remaining questions will be used for internal reference, academic research and commissioned services, instead of free releases. These topics tentatively cover our handover series, ethnic identity, cross-strait issues, global awareness, June Fourth Incident, Councillor ratings, disciplinary forces and some social indicators. We will finalize the list by the end of this month and announce it in July. Meanwhile we are setting up an academic research team to develop our secondary data studies, in order to make better use of the data collected over the past 30 years or so. People from all walks of life, especially HKPORI subscribers, are welcome to contact us on how to use our unpublished data legally for collaborative projects or commissioned studies, in order to promote civic education and empirical-based professional analysis. We welcome email enquiries and will answer them one by one openly online.

Abstract

HKPORI successfully interviewed 1,003 Hong Kong residents by a random telephone survey conducted by real interviewers in May.

Our survey shows that, among the ten specific social well-being domains, people rated personal safety the highest. Also, people tended to think that Hong Kong people enjoy personal freedom, have opportunities for suitable employment, are free from fear, judicial proceedings are fair and just, and disadvantaged groups are adequately protected. The last four indicators score slightly lower than 5 marks, which include the happiness of children, housing well-being (“living in peace”), political rights, and living without worries. Compared to half a year ago, all ten indicators have not changed significantly.

The effective response rate of the survey is 52.4%. The maximum sampling error of ratings is +/-0.28 at 95% confidence level.

Contact Information

Date of survey	: 3-18/5/2023
Survey method	: Random telephone survey conducted by real interviewers
Target population	: Cantonese-speaking Hong Kong residents aged 18 or above
Sample size ^[1]	: 1,003 (including 499 landline and 504 mobile samples)
Effective response rate	: 52.4%
Sampling error ^[2]	: Sampling error of ratings not more than +/-0.28 at 95% conf. level
Weighting method	: Rim-weighted according to figures provided by the Census and Statistics Department. The gender-age distribution of the Hong Kong population came from “Mid-year population for 2022”, while the educational attainment (highest level attended) distribution and economic activity status distribution came from “Women and Men in Hong Kong - Key Statistics (2022 Edition)”.

[1] This figure is the total sample size of the survey. Some questions may only involve a subsample, the size of which can be found in the tables below.

[2] All error figures in this release are calculated at 95% confidence level. “95% confidence level” means that if we were to repeat a certain survey 100 times with different random samples, we would expect 95 times having the population parameter within the respective error margins calculated. Because of sampling errors, when quoting percentages, journalists should refrain from reporting decimal places, whereas one decimal place can be used when quoting rating figures.

Latest Figures

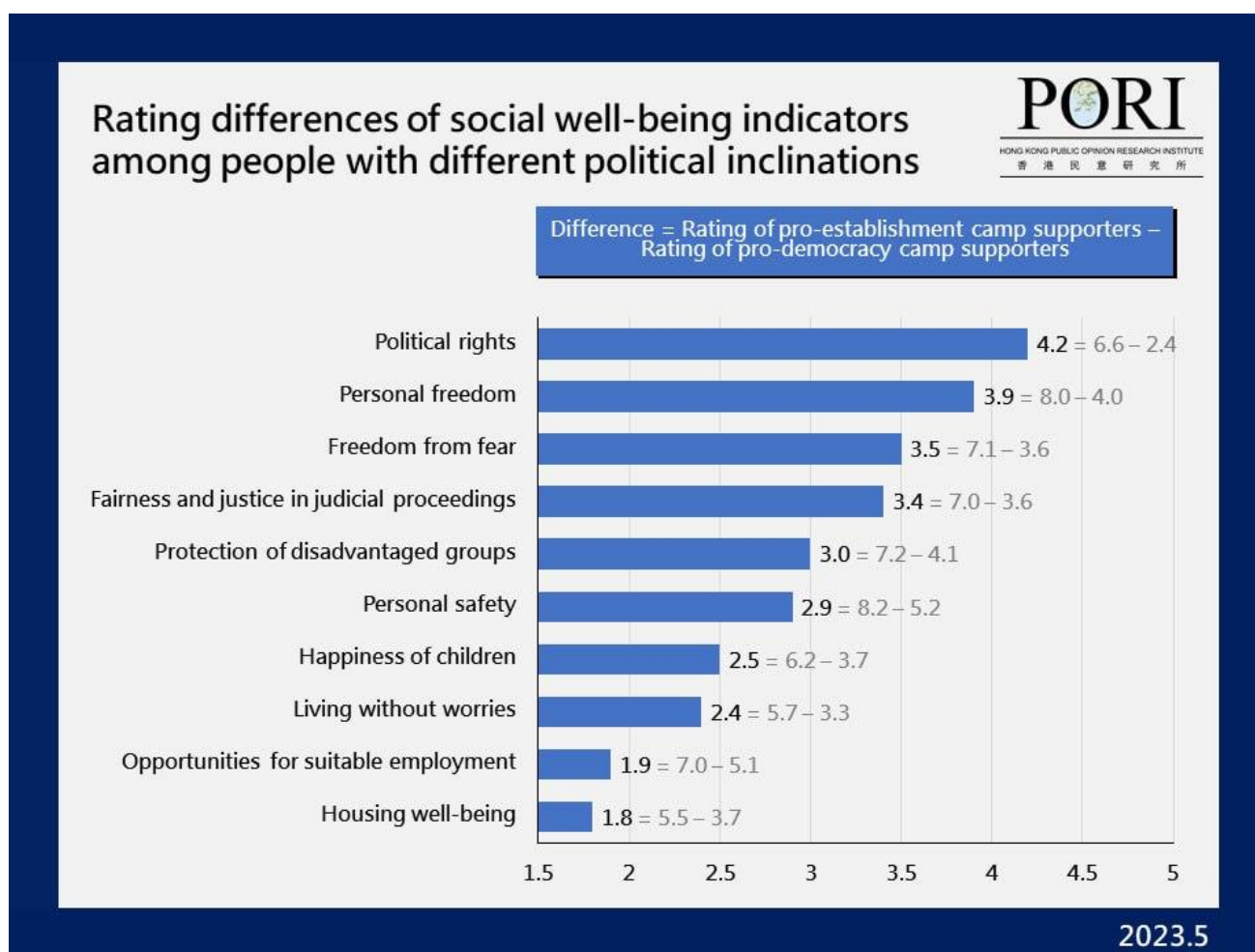
The latest figures of the ten social well-being indicators are summarized as follows:

Date of survey	<u>29/10-3/11/21</u>	<u>7-10/2/22</u>	<u>12-20/5/22</u>	<u>2-10/11/22</u>	<u>3-18/5/23</u>	<u>Latest change</u>
Sample size	596-609	599-612	596-617	508-514	509-516	--
Response rate	50.1%	58.1%	40.9%	48.9%	52.4%	--
Latest findings	Finding	Finding	Finding	Finding	Finding & error	--
Personal safety	6.06	6.13	5.99	6.68 ^[3]	6.61+/-0.24	-0.07
Personal freedom	5.56	5.57	5.46	5.89 ^[3]	6.18+/-0.26	+0.29
Opportunities for suitable employment	5.51	5.29	5.03 ^[3]	5.60 ^[3]	5.76+/-0.20	+0.16
Freedom from fear	4.85	4.72	4.62	5.24 ^[3]	5.37+/-0.26	+0.13
Fairness and justice in judicial proceedings	4.53	4.90 ^[3]	4.75	5.16 ^[3]	5.25+/-0.26	+0.09
Protection of disadvantaged groups	4.78	4.76	4.74	5.21 ^[3]	5.23+/-0.22	+0.02
Happiness of children	4.76	4.53	4.56	5.02 ^[3]	4.79+/-0.22	-0.23
Housing well-being (“living in peace”)	4.20	4.33	4.17	4.46 ^[3]	4.63+/-0.22	+0.17
Political rights	3.80	3.97	3.90	4.61 ^[3]	4.52+/-0.28	-0.09
Living without worries	3.97	4.00	3.92	4.23 ^[3]	4.48+/-0.21	+0.25

[3] The difference between the figure and the result from the previous survey has gone beyond the sampling error at 95% confidence level, meaning that the change is statistically significant prima facie. However, whether the difference is statistically significant is not the same as whether they are practically useful or meaningful, and different weighting methods could have been applied in different surveys.

The latest survey was conducted in May, before the murder case happened in Plaza Hollywood. Our survey shows that, among the ten specific domains, people rated personal safety the highest. On a scale of 0 to 10, the rating stands at 6.61. Also, respondents tended to think that Hong Kong people enjoy personal freedom, have opportunities for suitable employment, are free from fear, judicial proceedings are fair and just, and disadvantaged groups are adequately protected, attaining ratings of 6.18, 5.76, 5.37, 5.25 and 5.23 respectively. The last four indicators score slightly lower than 5 marks, which include the happiness of children, housing well-being (“living in peace”), political rights, and living without worries, and their scores are 4.79, 4.63, 4.52 and 4.48 respectively, meaning people have relatively negative appraisals towards these aspects. Compared to half a year ago, all ten indicators have not changed significantly.

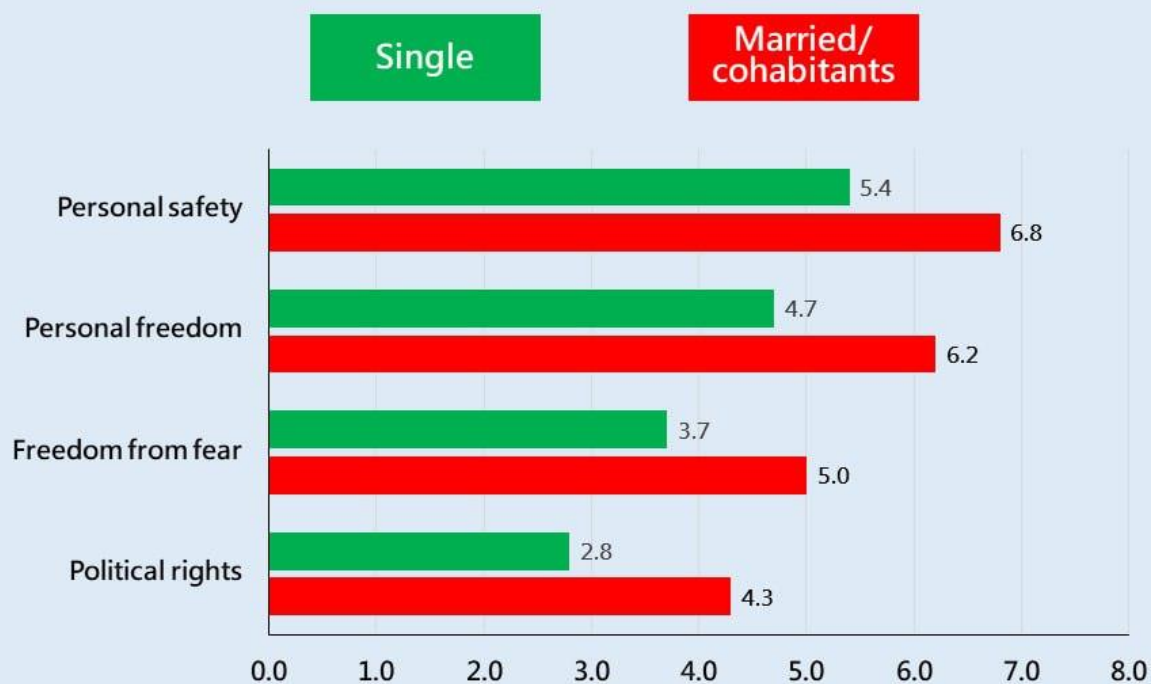
In-depth Analyses



HKPORI calculated the rating differences between people of different political inclinations on various social well-being indicators by subtracting the ratings of pro-democracy camp supporters from those of pro-establishment camp supporters.

Results find that all differences are positive, reflecting that the pro-establishment camp supporters are generally more optimistic than pro-democracy camp supporters about the current social conditions. The difference between the two groups of people with respect to “political rights” is the widest, at 4.2 marks, while the difference in “housing well-being” is the smallest, at 1.8 marks only. Overall speaking, the gaps between the ratings among people of different political inclinations is substantial, with half of the indicators having a difference of 3 marks or more on a scale of 0-10, reflecting a big discrepancy in people’s level of satisfaction towards various social well-being indicators.

Appraisal of social well-being indicators by people aged 30-49 with different marital statuses



2023.5

In-depth analysis also showed that married people or cohabitants gave higher ratings to various social well-being indicators than single people. Among them, the four indicators with the largest difference in ratings range from 1.3 to 1.5 marks, with enjoyment of “personal freedom” and “political rights” registering the largest difference of 1.5 marks.

On a scale of 0-10, among the four indicators, both groups of people rate “personal safety” the highest, with married or cohabiting and single respondents rating 6.8 and 5.4 marks respectively, while they rated “political rights” the lowest, with married or cohabiting and single respondents rating 4.3 and 2.8 marks respectively.

Upcoming Press Release / Press Conference (Tentative)

- [Press Conference] June 28 (Wednesday) at 15:00
Public Sentiment Index under “One Country Two Systems 25-year Mid-term Review”