

PORI



HONG KONG PUBLIC OPINION RESEARCH INSTITUTE

香 港 民 意 研 究 所

“We Hongkongers” Panel Survey

Latest Results

July 22, 2022

Contact Information - “We Hongkongers” Panel Survey

2

	HKPORI Panel
Date of survey	July 15, 3pm – July 20, 3pm
Survey method	Online survey
Target population	Hong Kong residents aged 12+
Total sample size	3,677
Response rate	4.3%
Sampling error	Sampling error of percentages at +/-2% at 95% confidence level
Weighting method	Rim-weighted according to 1) gender-age distribution, educational attainment (highest level attended) distribution and economic activity status distribution of Hong Kong population from Census and Statistics Department; 2) appraisal of political condition and political inclination distribution from regular tracking surveys.

Part 1:

Government Green Procurement Policy

Survey Result - “We Hongkongers” Panel Survey

4

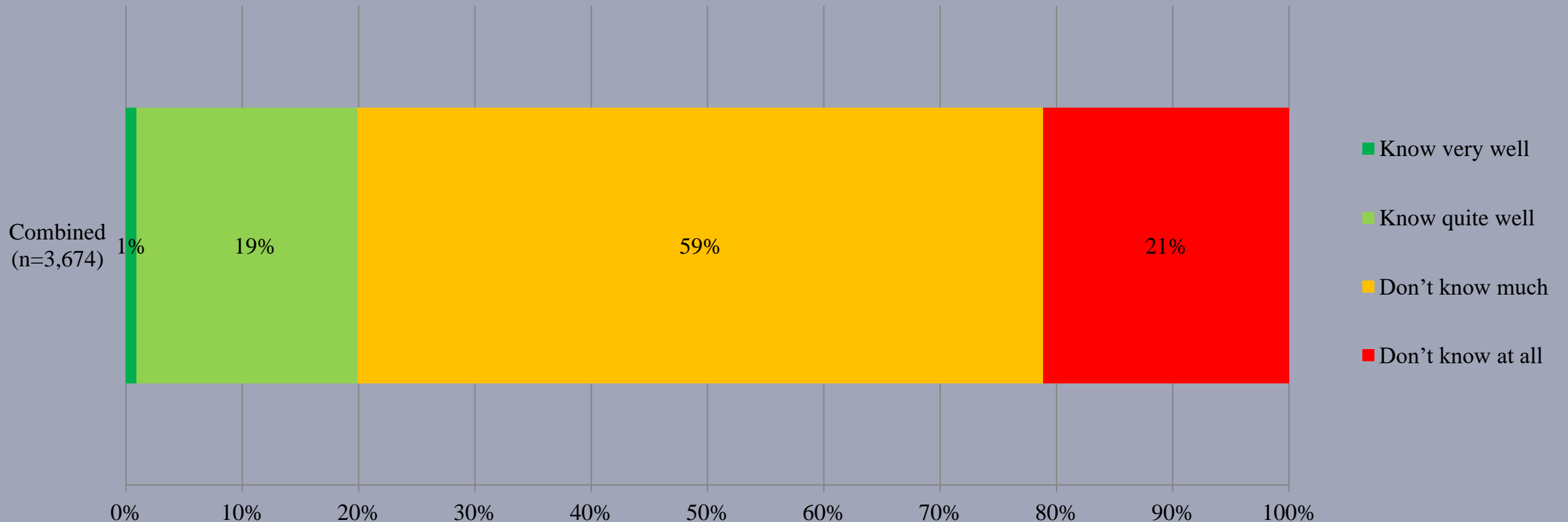
- Latest survey period: 15-20/7/2022
- **Question: Q1 How well do you think you know about the government’s green procurement policy?**

	Combined (n=3,674)
Know very well	1%
Know quite well	19%
Don’t know much	59%
Don’t know at all	21%

Survey Result - “We Hongkongers” Panel Survey

5

- Latest survey period: 15-20/7/2022
- **Question: Q1 How well do you think you know about the government’s green procurement policy?**



Survey Result - “We Hongkongers” Panel Survey

6

- Latest survey period: 15-20/7/2022
- **Question: Q2 How much do you support or oppose the government’s full implementation of green procurement in order to reduce carbon emissions?**

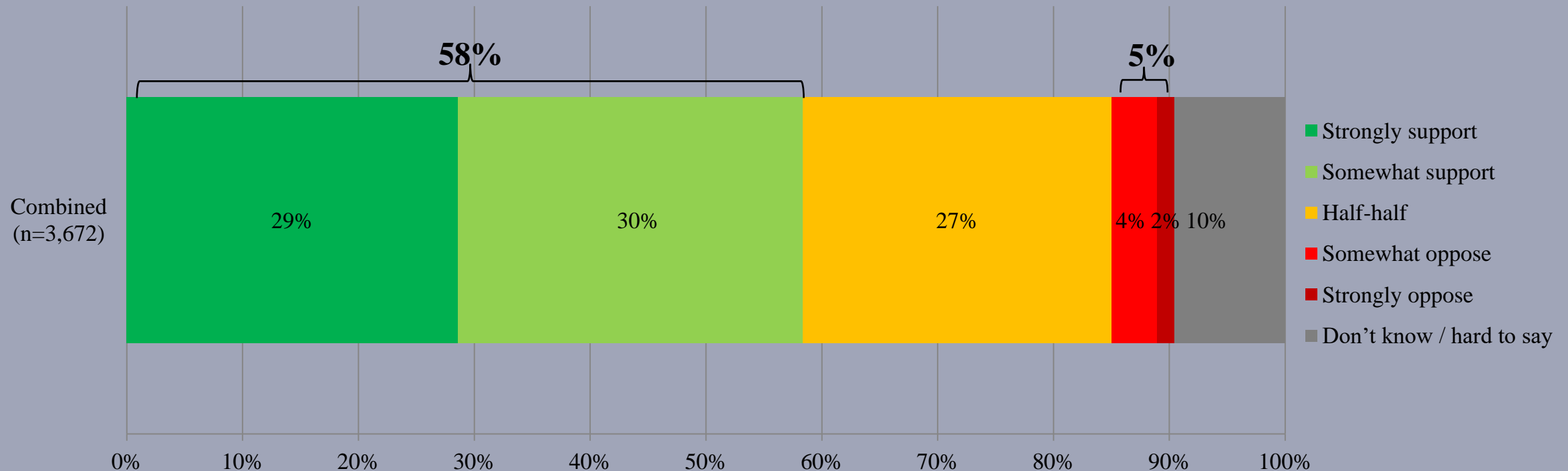
	Combined (n=3,672)	
Strongly support	29%	} 58%
Somewhat support	30%	
Half-half	27%	
Somewhat oppose	4%	} 5%
Strongly oppose	2%	
Don’t know / hard to say	10%	
Mean†	3.9	

† The mean value is calculated by quantifying all individual responses into 1, 2, 3, 4, 5 marks according to their degree of support, where 1 is the lowest and 5 the highest, and then calculate the sample mean.

Survey Result - “We Hongkongers” Panel Survey

7

- Latest survey period: 15-20/7/2022
- Question: Q2 How much do you support or oppose the government’s full implementation of green procurement in order to reduce carbon emissions?



Survey Result - “We Hongkongers” Panel Survey

8

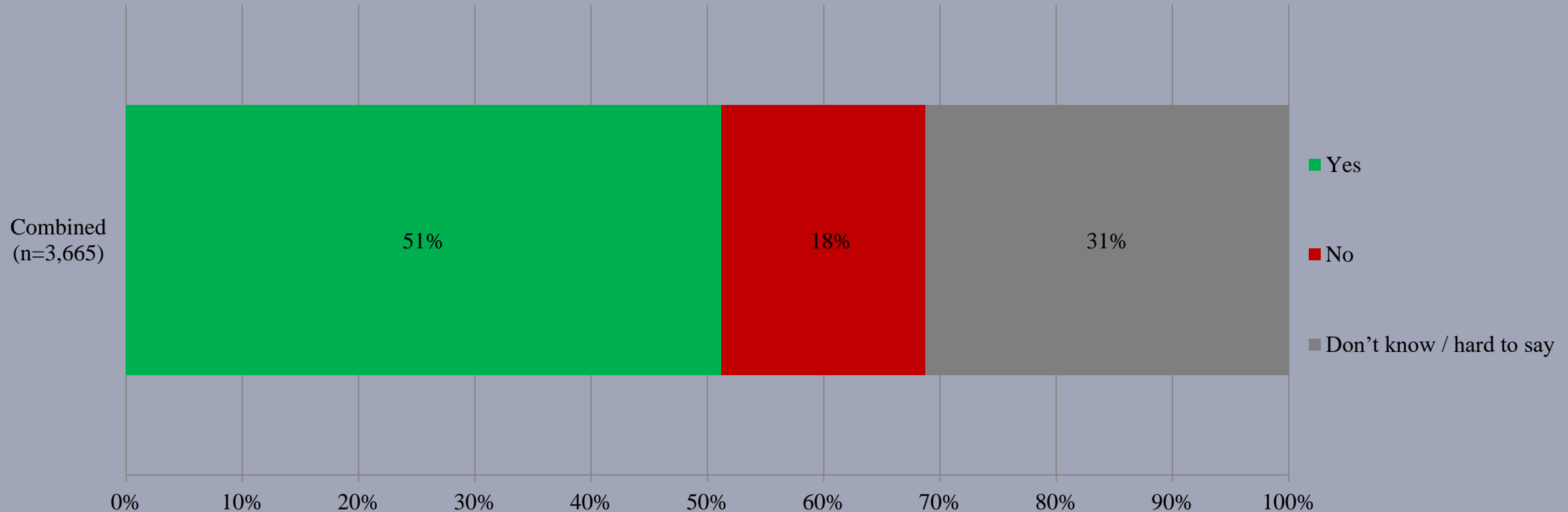
- Latest survey period: 15-20/7/2022
- **Question: Q3 Are you willing to buy low-carbon products that are more expensive?**

	Combined (n=3.665)
Yes	51%
No	18%
Don't know / hard to say	31%

Survey Result - “We Hongkongers” Panel Survey

9

- Latest survey period: 15-20/7/2022
- **Question: Q3 Are you willing to buy low-carbon products that are more expensive?**



Survey Result - “We Hongkongers” Panel Survey

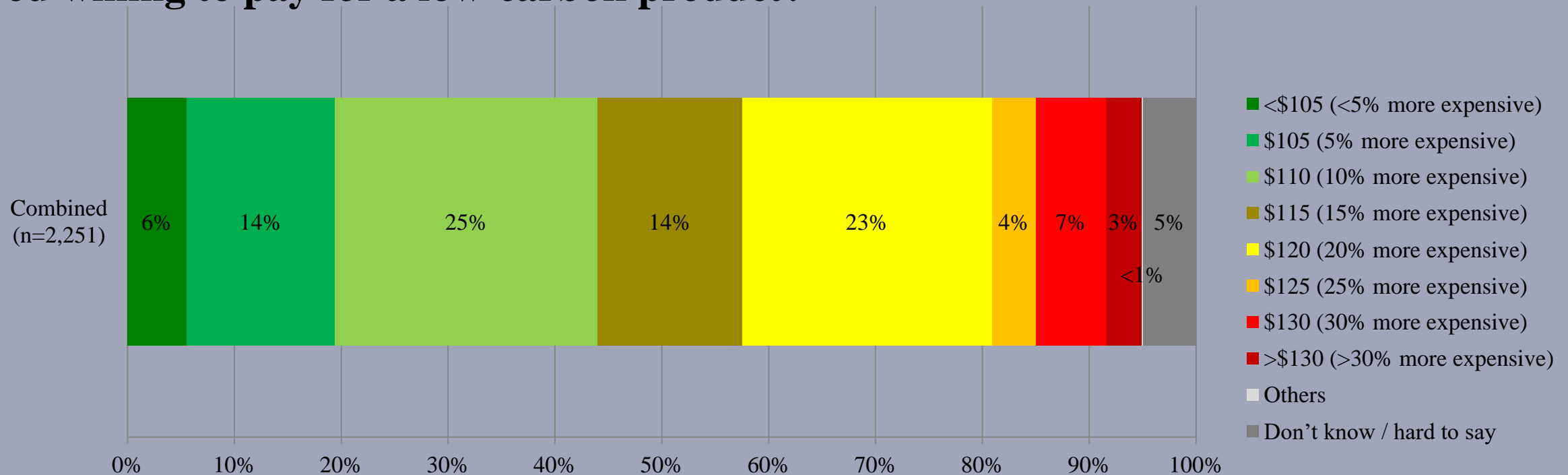
10

- Latest survey period: 15-20/7/2022
- **Question: Q4 [Only ask those who are willing to buy low-carbon products that are more expensive] Assuming the price of a typical product to be \$100, what price are you willing to pay for a low-carbon product?**

	Combined (n=2,251)
<\$105 (<5% more expensive)	6%
\$105 (5% more expensive)	14%
\$110 (10% more expensive)	25%
\$115 (15% more expensive)	14%
\$120 (20% more expensive)	23%
\$125 (25% more expensive)	4%
\$130 (30% more expensive)	7%
>\$130 (>30% more expensive)	3%
Others	<1%
Don't know / hard to say	5%
Mean [†]	\$114.9

Survey Result - “We Hongkongers” Panel Survey

- Latest survey period: 15-20/7/2022
- **Question: Q4 [Only ask those who are willing to buy low-carbon products that are more expensive] Assuming the price of a typical product to be \$100, what price are you willing to pay for a low-carbon product?**



Survey Result - “We Hongkongers” Panel Survey

12

- Latest survey period: 15-20/7/2022
- **Question: Q5 How much do you support or oppose the government taking the lead in prioritising low-carbon products during procurement?**

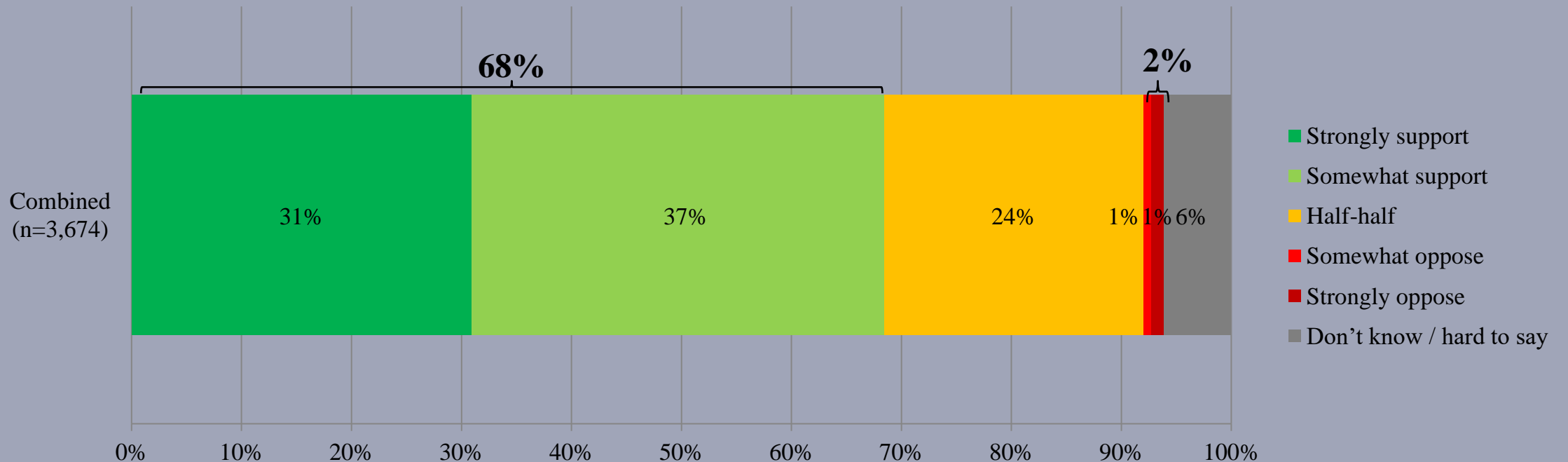
	Combined (n=3,674)	
Strongly support	31%	} 68%
Somewhat support	37%	
Half-half	24%	
Somewhat oppose	1%	} 2%
Strongly oppose	1%	
Don't know / hard to say	6%	
Mean [†]	4.0	

[†] The mean value is calculated by quantifying all individual responses into 1, 2, 3, 4, 5 marks according to their degree of support, where 1 is the lowest and 5 the highest, and then calculate the sample mean.

Survey Result - “We Hongkongers” Panel Survey

13

- Latest survey period: 15-20/7/2022
- **Question: Q5 How much do you support or oppose the government subsidising low-income earners to replace their appliances with more energy-efficient ones?**



Part 2: Energy Poverty Policy

Survey Result - “We Hongkongers” Panel Survey

15

- Latest survey period: 15-20/7/2022
- **Question: Q1 How much do you support or oppose the government establishing a dedicated team to ensure that the rights of low-income earners will not be neglected when climate change and energy crisis intensify?**

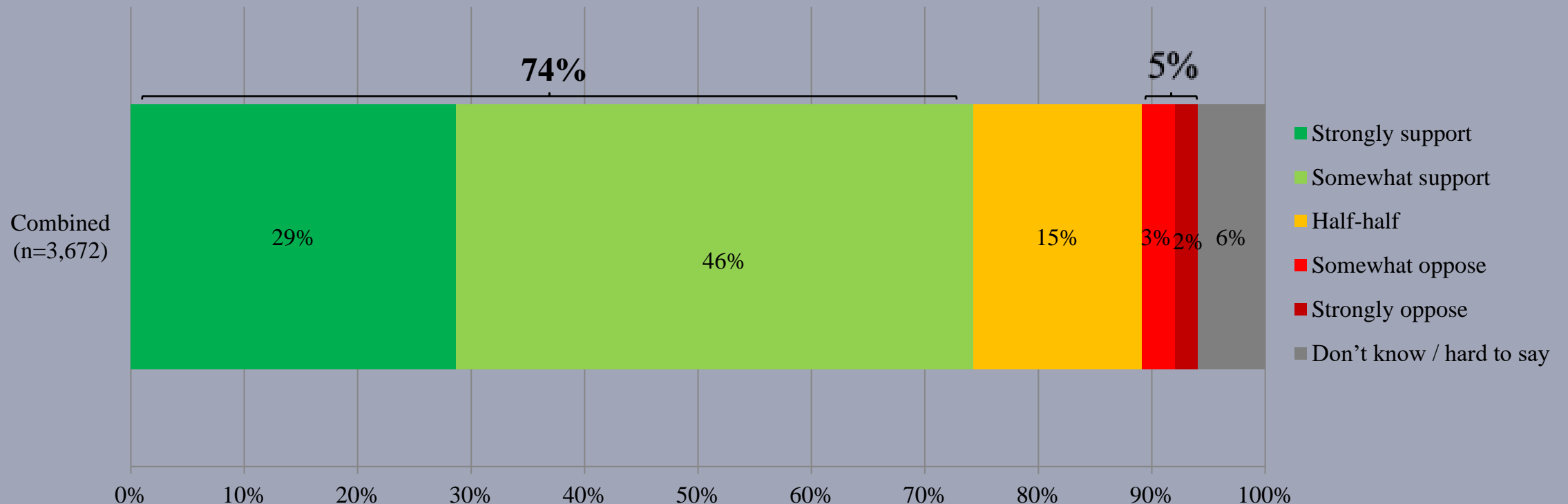
	Combined (n=3,672)	
Strongly support	29%	} 74%
Somewhat support	46%	
Half-half	15%	
Somewhat oppose	3%	} 5%
Strongly oppose	2%	
Don't know / hard to say	6%	
Mean [†]	4.0	

† The mean value is calculated by quantifying all individual responses into 1, 2, 3, 4, 5 marks according to their degree of support, where 1 is the lowest and 5 the highest, and then calculate the sample mean.

Survey Result - “We Hongkongers” Panel Survey

16

- Latest survey period: 15-20/7/2022
- **Question: Q1 How much do you support or oppose the government establishing a dedicated team to ensure that the rights of low-income earners will not be neglected when climate change and energy crisis intensify?**



Survey Result - “We Hongkongers” Panel Survey

17

- Latest survey period: 15-20/7/2022
- **Question: Q2 Do you think the relief measures currently provided by the government to low-income earners are sufficient to cope with the increasingly common “very hot weather” in Hong Kong?**

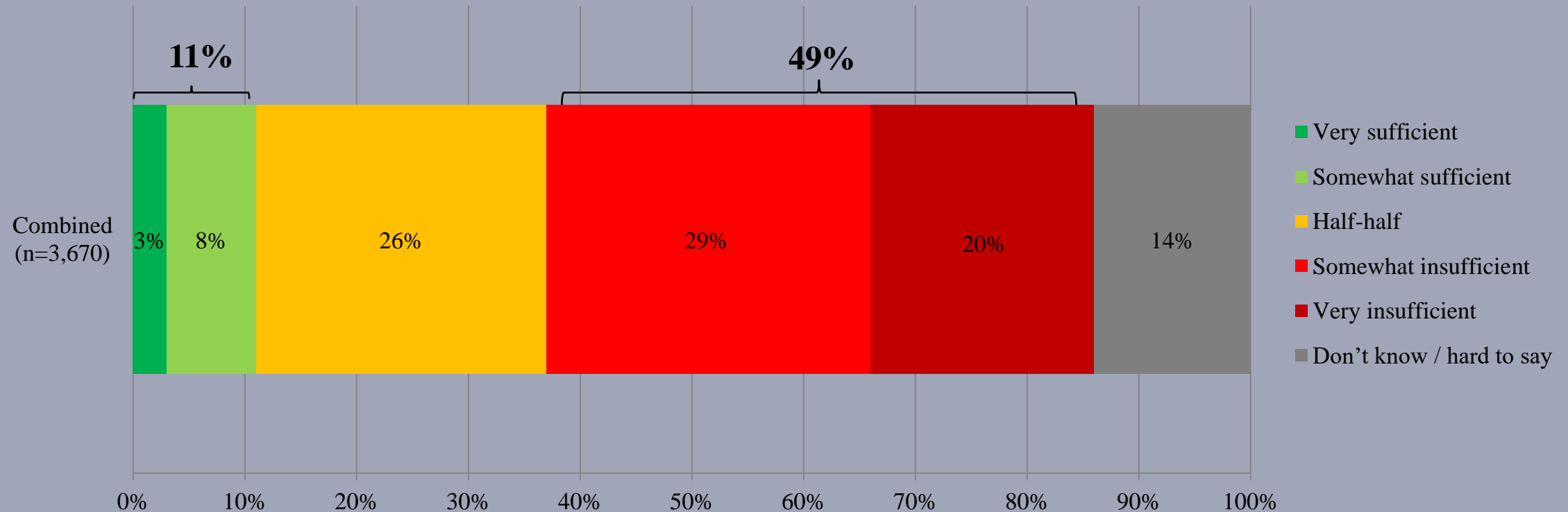
	Combined (n=3,670)	
Very sufficient	3%	} 11%
Somewhat sufficient	8%	
Half-half	26%	
Somewhat insufficient	29%	} 49%
Very insufficient	20%	
Don't know / hard to say	14%	
Mean [†]	2.4	

[†] The mean value is calculated by quantifying all individual responses into 1, 2, 3, 4, 5 marks according to their degree of sufficiency, where 1 is the lowest and 5 the highest, and then calculate the sample mean.

Survey Result - “We Hongkongers” Panel Survey

18

- Latest survey period: 15-20/7/2022
- **Question: Q2 Do you think the relief measures currently provided by the government to low-income earners are sufficient to cope with the increasingly common “very hot weather” in Hong Kong?**



Survey Result - “We Hongkongers” Panel Survey

- Latest survey period: 15-20/7/2022
- **Question: Q3 How much do you support or oppose the government spending income from green taxes (such as plastic bag tax) on supporting low-income earners in adapting to climate change?**

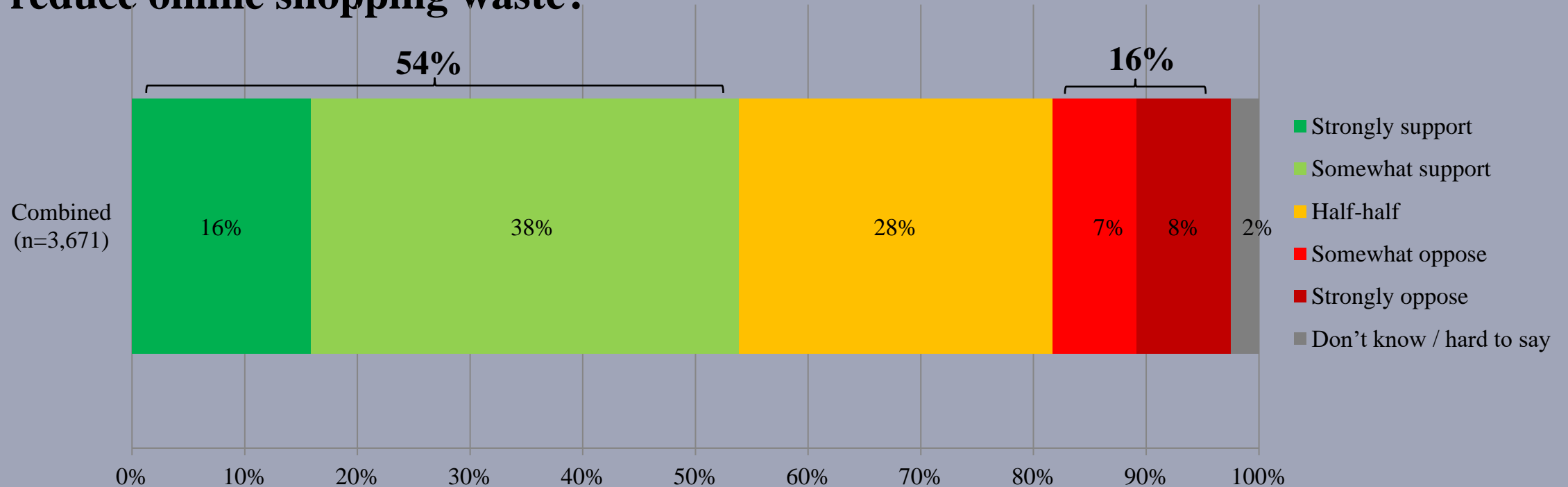
	Combined (n=3,671)	
Strongly support	16%	} 54%
Somewhat support	38%	
Half-half	28%	
Somewhat oppose	7%	} 16%
Strongly oppose	8%	
Don't know / hard to say	2%	
Mean [†]	3.5	

[†] The mean value is calculated by quantifying all individual responses into 1, 2, 3, 4, 5 marks according to their degree of support, where 1 is the lowest and 5 the highest, and then calculate the sample mean.

Survey Result - “We Hongkongers” Panel Survey

20

- Latest survey period: 15-20/7/2022
- **Question: Q3 How much do you support or oppose the government to work with major online shopping companies to introduce reusable online shopping packaging and encourage customers to return the packaging after receipt of goods, in order to reduce online shopping waste?**



Survey Result - “We Hongkongers” Panel Survey

21

- Latest survey period: 15-20/7/2022
- **Question: Q4 How much do you support or oppose the government granting “very hot weather” subsidies to low-income earners?**

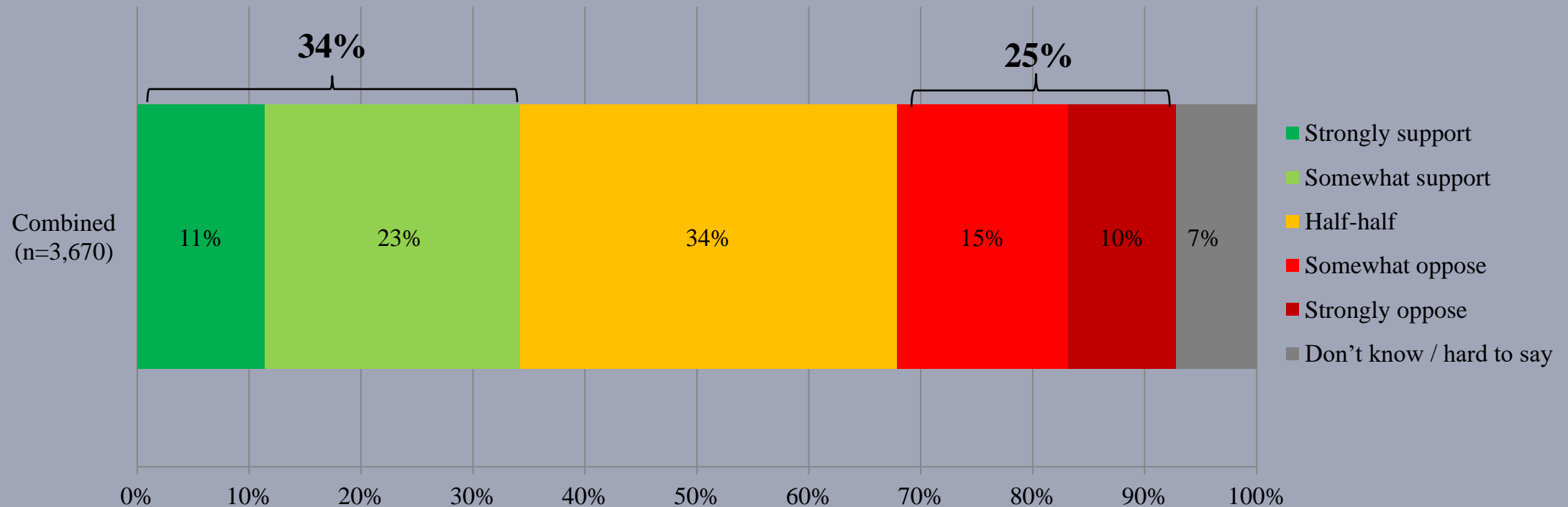
	Combined (n=3,670)	
Strongly support	11%	} 34%
Somewhat support	23%	
Half-half	34%	
Somewhat oppose	15%	} 25%
Strongly oppose	10%	
Don't know / hard to say	7%	
Mean†	3.1	

† The mean value is calculated by quantifying all individual responses into 1, 2, 3, 4, 5 marks according to their degree of support, where 1 is the lowest and 5 the highest, and then calculate the sample mean.

Survey Result - “We Hongkongers” Panel Survey

22

- Latest survey period: 15-20/7/2022
- **Question: Q4 How much do you support or oppose the government granting “very hot weather” subsidies to low-income earners?**



Survey Result - “We Hongkongers” Panel Survey

23

- Latest survey period: 15-20/7/2022
- **Question: Q5 How much do you support or oppose the government subsidising low-income earners to replace their appliances with more energy-efficient ones?**

	Combined (n=3,674)	
Strongly support	19%	} 55%
Somewhat support	37%	
Half-half	29%	
Somewhat oppose	9%	} 13%
Strongly oppose	4%	
Don't know / hard to say	2%	
Mean [†]	3.6	

[†] The mean value is calculated by quantifying all individual responses into 1, 2, 3, 4, 5 marks according to their degree of support, where 1 is the lowest and 5 the highest, and then calculate the sample mean.

Survey Result - “We Hongkongers” Panel Survey

24

- **Latest survey period: 15-20/7/2022**
- **Question: Q5 How much do you support or oppose the government subsidising low-income earners to replace their appliances with more energy-efficient ones?**

