



Hong Kong Public Opinion Research Institute

PopPanel Research Report No. 135 cum “We Hongkongers” Research Report No. 94

Survey Date: 1 April to 6 April 2022

Release Date: 8 April 2022

Copyright of this report was generated by the Hong Kong Public Opinion Research Institute (HKPORI) and opened to the world. HKPORI proactively promotes open data, open technology and the free flow of ideas, knowledge and information. The predecessor of HKPORI was the Public Opinion Programme at The University of Hong Kong (HKUPOP). “PORI” in this publication may refer to HKPORI or HKUPOP as the case may be..

Research Background

"We Hongkongers" is an initiative advocated by Hong Kong Public Opinion Research Institute (HKPORI), with the support of many members of the civic society. With reference to the petition website "We the People" hosted by the White House of the United States, "We Hongkongers" aims to reflect public sentiment by conducting scientific research on any issues raised by Hong Kong citizens: <https://www.pori.hk/research-reports-en/wehkers.html?lang=en>.

"We Hongkongers" Project officially started on 17 October 2019, in the form of intensive rolling surveys. A total of 12 reports were published as of 23 December 2019. In mid-May 2020, in response to the rapid changes in Hong Kong's political and public sentiment, HKPORI redeveloped the "We Hongkongers" Project. Coupled with the rapid development of the "HKPOP Panel" established by PORI in July 2019, PORI decided to launch the "We Hongkongers Panel Survey" to further strengthen interaction with the public and as well as collect and analyze public opinion and there are 29 reports in total. In January 2021, PORI redeveloped the "We Hongkongers" Project again to strengthen the cooperation with non-governmental organizations, civil society organizations, concern groups and professional organizations, and the results will be released in the form of mini-forums to initiate policy discussions.

This report also represents Report No. 135 under HKPOP Panel survey series, as well as Report No. 94 under the "We Hongkongers" Project Series. The theme of this report is "MPF offsetting mechanism".

HKPORI sent out emails to all panel members at the beginning of the survey, inviting them to fill in the questionnaire at the designated online platform. Members were allowed to make repeated submissions, while only the last submission of each individual member would be used for analysis.

Contact Information

Herewith the contact information of the “We Hongkongers” Panel Survey:

Table 1: Detailed Contact Information

Survey method	Online survey
Target population	HKPOP Panel samples, namely Hong Kong People Representative Panel (Probability-based Panel) and Hong Kong People Volunteer Panel (Non-probability-based Panel)
Weighting method	Rim-weighted according to 1) gender-age distribution, educational attainment (highest level attended) distribution and economic activity status distribution of Hong Kong population from Census and Statistics Department; 2) appraisal of political condition and political inclination distribution from regular tracking surveys.
Date of survey	1 April, 3pm – 6 April, 3pm
Total sample size	4,382
Response rate	5.0%
Sampling error ^[1]	Sampling error of percentages at +/-1% at 95% confidence level

[1] All error figures in this release are calculated at 95% confidence level. “95% confidence level” means that if we were to repeat a certain survey 100 times with different random samples, we would expect 95 times having the population parameter within the respective error margins calculated. Because of sampling errors, when quoting percentages, journalists should refrain from reporting decimal places, whereas one decimal place can be used when quoting rating figures.

PopPanel Composition

Regarding data collection, survey data from both the Hong Kong People Representative Panel and Hong Kong People Volunteer Panel were collected in the form of online questionnaire.

Among them, the Hong Kong People Representative Panel comes from members of the “HKPOP Panel” recruited in regular random telephone surveys. HKPORI uses “HKPOP Panel” as a framework for conducting surveys for different research projects, any eligible family member in the household may be invited to participate in a specific research.

Meanwhile, members of the Hong Kong People Volunteer Panel are recruited online. Citizens only need to self-register in HKPORI website to participate in online questionnaires.

All panel data collected will be adjusted using rim-weighting, to minimize the effects of self-selection bias or participation bias. Details are documented in the Weighting Procedure section.

Response Rate

HKPORI adopts a set of contact definition in compliance with most international standards. Historically, the social research community in Hong Kong has developed its own set of contact rates, cooperation rates, response rates, and so on. HKPORI normally reports the "success rate" for online surveys.

The calculation of the success rates in this study refers to the following tables.

Table 2: Calculation of success rate of the HKPOP Panel (by HKPORI definition)

Success rate		
=	$\frac{\text{Successful cases}}{\text{Panel size of the HKPOP Panel}}$	x 100.0%
=	$\frac{4,382}{86,909}$	x 100.0%
=	5.0%	

Weighting Procedure

HKPORI has continuously adopted and enhanced its weighting method over the past few decades. For this survey, HKPORI adopts a "2 by 5 by 2 by 4 by 5 by 4" weighting procedure involving six variables, namely, gender, age, educational attainment, economic activity status, appraisal of political condition and political inclination. Basically, the raw data of practically all random telephone surveys conducted by HKPORI are rim-weighted by the figures obtained from the Hong Kong Census and Statistics Department so that the marginal distribution of the sample in terms of gender, age, educational attainment and economic activity status would match with that of the general population figures from the Hong Kong Census and Statistics Department. The marginal distribution of the sample in terms of appraisal of political condition and political inclination would match that of the general population in HKPORI's regular tracking surveys. This rim-weighting method (sometimes called raking) is found to be the most practicable method in processing HKPORI's survey data.

Specifically, the gender and age groupings used for weighting are as follows:

- Male 12-29
- Male 30-39
- Male 40-49
- Male 50-59
- Male 60 or above
- Female 12-29
- Female 30-39
- Female 40-49
- Female 50-59
- Female 60 or above

The educational attainments used for weighting are as follows:

- Secondary or below
- Tertiary or above

The economic activity statuses used for weighting are as follows:

- Working population / Others
- Home-makers / Housewives
- Students
- Retired person

The appraisals of political condition used for weighting are as follows:

- Very satisfied
- Quite satisfied
- Half-half // Don't know / hard to say // Refused to answer
- Quite dissatisfied
- Very dissatisfied

The political inclinations used for weighting are as follows:

- Pro-democracy camp
- Pro-establishment camp
- Localist
- Centrist // Other // No political inclination / politically neutral / do not belong to any camp // Don't know / hard to say // Refused to answer

Quantitative Analysis Results

Quantitative analysis results of the “We Hongkongers” Panel Survey, after applying the standard weighting procedures, are as follows, all questions listed hereby are opinion questions:

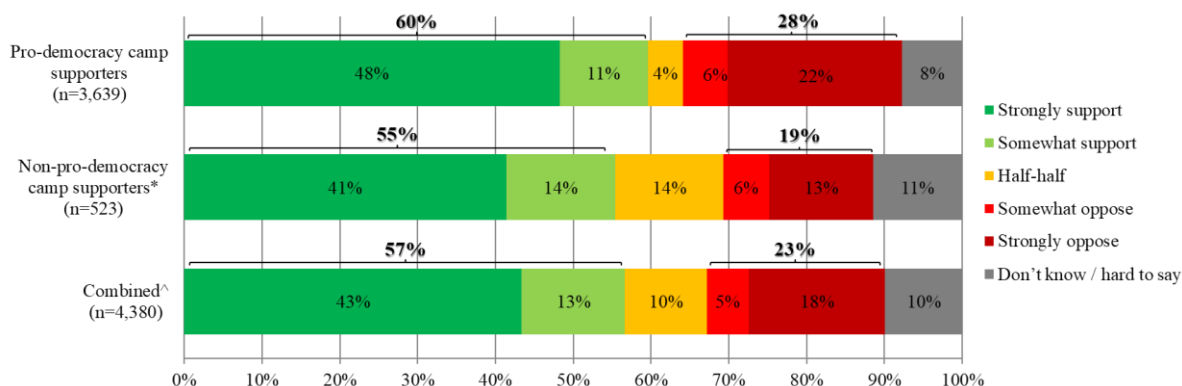
Table 3: Q1 Survey results; Survey period: 1-6/4/2022

Q1 How much do you support or oppose the abolition of the MPF offsetting arrangement?	Pro-democracy camp supporters (Base=3,639)	Non-pro-democracy camp supporters ^[2] (Base=523)	Combined (Base=4,380)
Strongly support	48%	41%	43%
Somewhat support } Support	11% } 60%	14% } 55%	13% } 57%
Half-half	4%	14%	10%
Somewhat oppose } Oppose	6% } 28%	6% } 19%	5% } 23%
Strongly oppose	22%	13%	18%
Don't know / hard to say	8%	11%	10%
Mean^[3]	3.6	3.7	3.7

[2] Include: pro-establishment camp supporters, centrist supporters, no political inclination / politically neutral / do not belong to any camp

[3] The mean value is calculated by quantifying all individual responses into 1, 2, 3, 4, 5 marks according to their degree of satisfaction level, where 1 is the lowest and 5 the highest, and then calculate the sample mean.

Chart 1: Q1 Combined chart



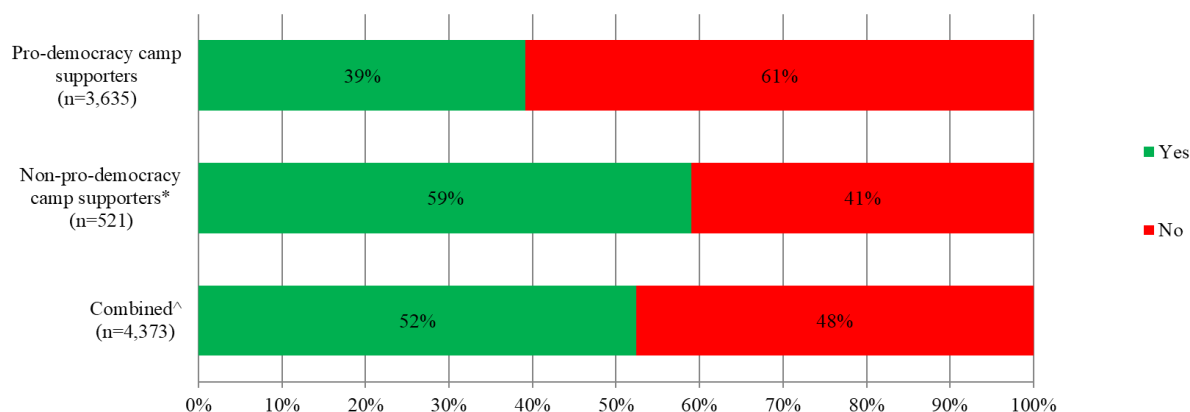
* Include: pro-establishment camp supporters, centrist supporters, no political inclination / politically neutral / do not belong to any camp

Table 4: Q2 Survey results; Survey period: 1-6/4/2022

Q2 Before this survey, do you know that the Legislative Council is deliberating a bill regarding the abolition of the offsetting arrangement?	Pro-democracy camp supporters (Base=3,635)	Non-pro-democracy camp supporters ^[4] (Base=521)	Combined (Base=4,373)
Yes	39%	59%	52%
No	61%	41%	48%

[4] Include: pro-establishment camp supporters, centrist supporters, no political inclination / politically neutral / do not belong to any camp

Chart 2: Q2 Combined chart



* Include: pro-establishment camp supporters, centrist supporters, no political inclination / politically neutral / do not belong to any camp

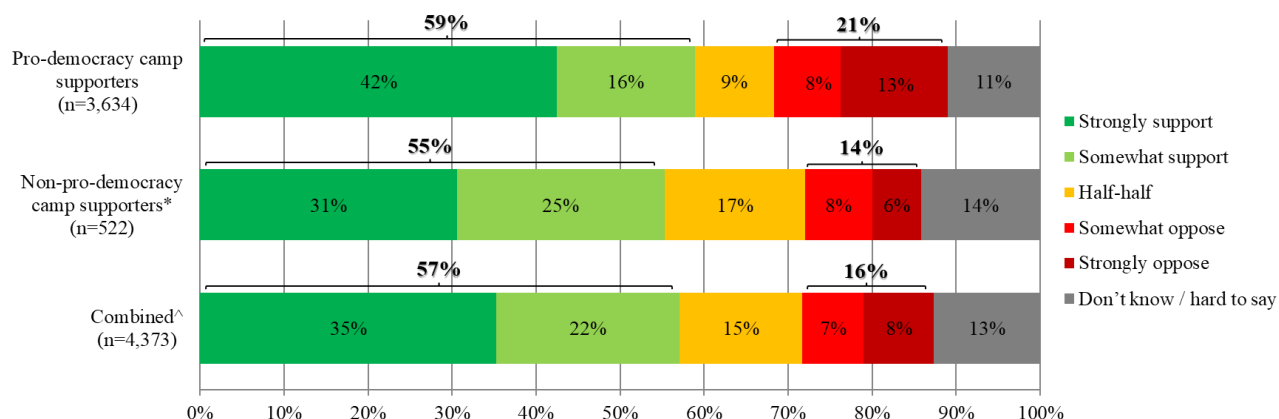
Table 5: Q3 Survey results; Survey period: 1-6/4/2022

Q3 Suppose the offsetting arrangement will finally be abolished, how much do you support or oppose having a retrospective period in the ordinance, so that employers' contributions made before the ordinance comes into effect also cannot be used for offsetting?	Pro-democracy camp supporters (Base=3,634)	Non-pro-democracy camp supporters ^[5] (Base=522)	Combined (Base=4,373)
Strongly support } Support	42% } 59%	31% } 55%	35% } 57%
Somewhat support	16%	25%	22%
Half-half	9%	17%	15%
Somewhat oppose } Oppose	8% } 21%	8% } 14%	7% } 16%
Strongly oppose	13%	6%	8%
Don't know / hard to say	11%	14%	13%
Mean^[6]	3.8	3.8	3.8

[5] Include: pro-establishment camp supporters, centrist supporters, no political inclination / politically neutral / do not belong to any camp

[6] The mean value is calculated by quantifying all individual responses into 1, 2, 3, 4, 5 marks according to their degree of satisfaction level, where 1 is the lowest and 5 the highest, and then calculate the sample mean.

Chart 3: Q3 Combined chart



* Include: pro-establishment camp supporters, centrist supporters, no political inclination / politically neutral / do not belong to any camp

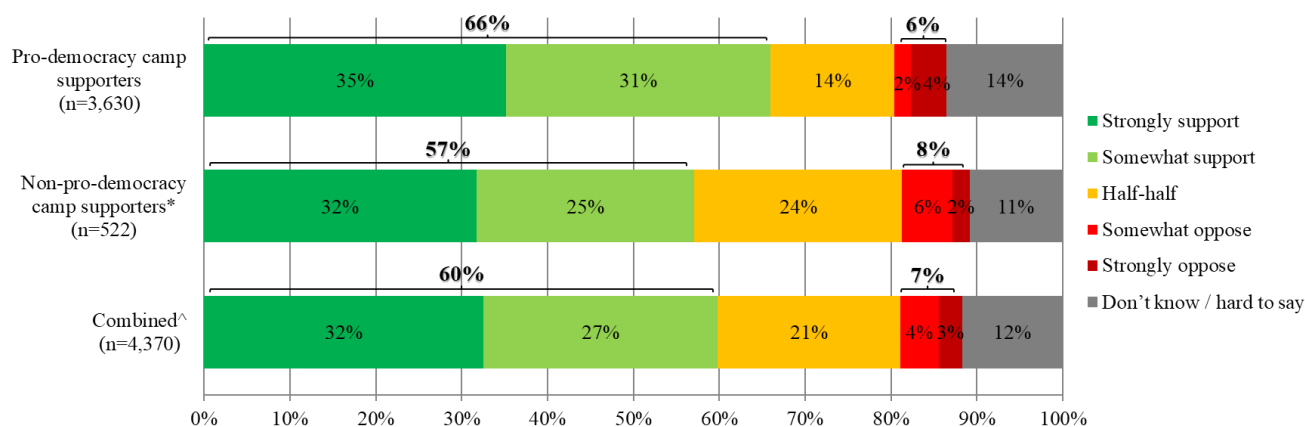
Table 6: Q4 Survey results; Survey period: 1-6/4/2022

Q4 After the offsetting arrangement is abolished, the government plans to require employers to make monthly contributions to a specific account to prepare for future long service payment / severance payment. Suppose the offsetting arrangement will finally be abolished, how much do you support or oppose the above requirement?	Pro-democracy camp supporters (Base=3,356)	Non-pro-democracy camp supporters ^[7] (Base=474)	Combined (Base=4,021)
Strongly support } Support	35%	32%	32%
Somewhat support }	31%	25%	27%
Half-half	26%	24%	21%
Somewhat oppose } Oppose	2%	6%	4%
Strongly oppose }	4%	2%	3%
Don't know / hard to say	14%	11%	12%
Mean^[8]	4.0	3.9	3.9

[7] Include: pro-establishment camp supporters, centrist supporters, no political inclination / politically neutral / do not belong to any camp

[8] The mean value is calculated by quantifying all individual responses into 1, 2, 3, 4, 5 marks according to their degree of satisfaction level, where 1 is the lowest and 5 the highest, and then calculate the sample mean.

Chart 4: Q3b Combined chart



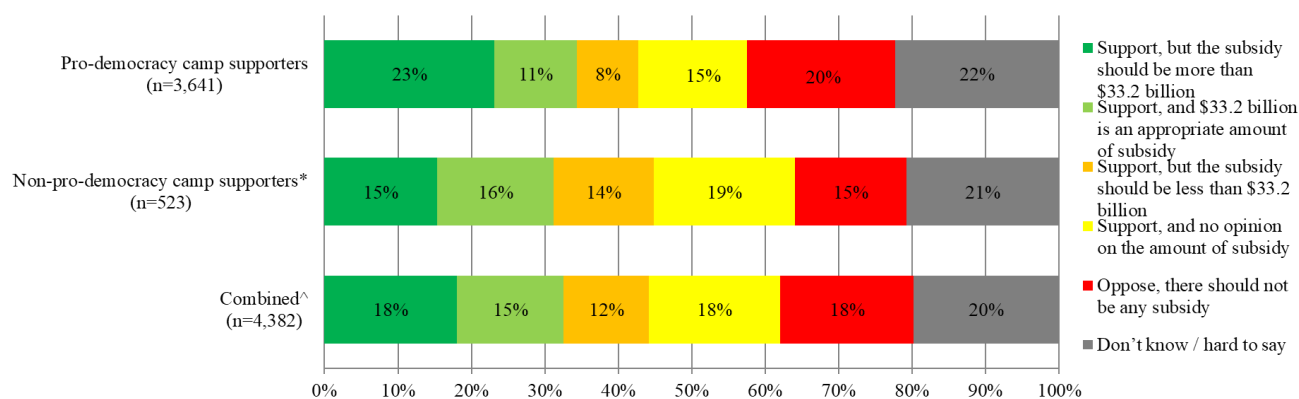
* Include: pro-establishment camp supporters, centrist supporters, no political inclination / politically neutral / do not belong to any camp

Table 7: Q5 Survey results; Survey period: 1-6/4/2022

Q5 In the 25 years following the abolition of the offsetting arrangement, the government plans to subsidise employers to pay part of their long service payments / severance payments with a total subsidy of \$33.2 billion. Suppose the offsetting arrangement will finally be abolished, what is your view on the subsidy scheme?	Pro-democracy camp supporters (Base=3,641)	Non-pro-democracy camp supporters ^[9] (Base=523)	Combined (Base=4,382)
Support, but the subsidy should be more than \$33.2 billion	23%	15%	18%
Support, and \$33.2 billion is an appropriate amount of subsidy	11%	16%	15%
Support, but the subsidy should be less than \$33.2 billion	8%	14%	12%
Support, and no opinion on the amount of subsidy	15%	19%	18%
Oppose, there should not be any subsidy	20%	15%	18%
Don't know / hard to say	22%	21%	20%

[9] Include: pro-establishment camp supporters, centrist supporters, no political inclination / politically neutral / do not belong to any camp

Chart 5: Q3c Combined chart



* Include: pro-establishment camp supporters, centrist supporters, no political inclination / politically neutral / do not belong to any camp

Appendices

Appendix 1: Demographic profile of respondents

Gender:	Pro-democracy camp supporters				Non-pro-democracy camp supporters #				Total			
	Raw sample		Weighted sample		Raw sample		Weighted sample		Raw sample		Weighted sample	
	Freq	%	Freq	%	Freq	%	Freq	%	Freq	%	Freq	%
Male	2,206	60.6%	381	35.5%	312	59.7%	1,571	53.7%	2,644	60.3%	2,066	47.2%
Female	1,427	39.2%	691	64.3%	209	40.0%	1,352	46.2%	1,725	39.4%	2,302	52.5%
Other	8	0.2%	2	0.2%	2	0.4%	5	0.2%	13	0.3%	14	0.3%
Total	3,641	100.0%	1,075	100.0%	523	100.0%	2,928	100.0%	4,382	100.0%	4,382	100.0%
Missing case(s)	0		0		0		0		0		0	

Age:	Pro-democracy camp supporters				Non-pro-democracy camp supporters #				Total			
	Raw sample		Weighted sample		Raw sample		Weighted sample		Raw sample		Weighted sample	
	Freq	%	Freq	%	Freq	%	Freq	%	Freq	%	Freq	%
12 - 29	425	11.7%	328	30.5%	40	7.6%	434	14.8%	493	11.3%	864	19.7%
30 - 39	913	25.1%	88	8.1%	115	22.0%	372	12.7%	1,083	24.7%	539	12.3%
40 - 49	969	26.6%	203	18.9%	110	21.0%	535	18.3%	1,152	26.3%	854	19.5%
50 - 59	866	23.8%	278	25.8%	152	29.1%	717	24.5%	1,058	24.1%	1,060	24.2%
60 or above	467	12.8%	179	16.6%	106	20.3%	869	29.7%	595	13.6%	1,065	24.3%
Total	3,640	100.0%	1,075	100.0%	523	100.0%	2,928	100.0%	4,381	100.0%	4,382	100.0%
Missing case(s)	1		<1		0		0		1		<1	

Education attainment:	Pro-democracy camp supporters				Non-pro-democracy camp supporters #				Total			
	Raw sample		Weighted sample		Raw sample		Weighted sample		Raw sample		Weighted sample	
	Freq	%	Freq	%	Freq	%	Freq	%	Freq	%	Freq	%
Primary or below	8	0.2%	2	0.2%	1	0.2%	21	0.7%	10	0.2%	27	0.6%
Secondary	577	15.9%	462	43.0%	127	24.4%	1,273	43.5%	722	16.8%	1,785	41.6%
Tertiary or above	3,053	83.9%	610	56.8%	393	75.4%	1,632	55.8%	3,557	82.9%	2,478	57.8%
Total	3,638	100.0%	1,075	100.0%	521	100.0%	2,927	100.0%	4,289	100.0%	4,289	100.0%
Missing case(s)	3		<1		2		1		93		93	

Occupation:	Pro-democracy camp supporters				Non-pro-democracy camp supporters #				Total			
	Raw sample		Weighted sample		Raw sample		Weighted sample		Raw sample		Weighted sample	
	Freq	%	Freq	%	Freq	%	Freq	%	Freq	%	Freq	%
Administrators and professionals	1,510	41.5%	272	25.3%	191	36.7%	654	22.3%	1,745	40.7%	968	22.6%
Clerks and service workers	1,025	28.2%	225	21.0%	135	25.9%	805	27.5%	1,202	28.1%	1,171	27.3%
Workers	93	2.6%	27	2.6%	23	4.4%	137	4.7%	121	2.8%	177	4.1%
Students	108	3.0%	137	12.7%	11	2.1%	144	4.9%	119	2.8%	281	6.6%
Home-makers / housewives	121	3.3%	116	10.8%	19	3.6%	323	11.0%	142	3.3%	452	10.6%
Others	778	21.4%	297	27.7%	142	27.3%	864	29.5%	954	22.3%	1,234	28.8%
Total	3,635	100.0%	1,074	100.0%	521	100.0%	2,927	100.0%	4,283	100.0%	4,283	100.0%
Missing case(s)	6		<1		2		<1		99		99	

Political inclination:	Pro-democracy camp supporters				Non-pro-democracy camp supporters #				Total			
	Raw sample		Weighted sample		Raw sample		Weighted sample		Raw sample		Weighted sample	
	Freq	%	Freq	%	Freq	%	Freq	%	Freq	%	Freq	%
Pro-democracy camp	2,131	58.5%	739	68.8%	0	0.0%	0	0.0%	2,131	49.7%	739	17.2%
Pro-establishment camp	0	0.0%	0	0.0%	36	6.9%	635	21.7%	36	0.8%	635	14.8%
Localist	1,510	41.5%	336	31.2%	0	0.0%	0	0.0%	1,510	35.2%	336	7.8%
Centrist	0	0.0%	0	0.0%	175	33.5%	888	30.3%	175	4.1%	888	20.7%
Others	0	0.0%	0	0.0%	0	0.0%	0	0.0%	55	1.3%	96	2.2%
No political inclination/ politically neutral / don't belong to any camp	0	0.0%	0	0.0%	312	59.7%	1,404	48.0%	312	7.3%	1,404	32.8%
Don't know / hard to say	0	0.0%	0	0.0%	0	0.0%	0	0.0%	69	1.6%	187	4.4%
Total	3,641	100.0%	1,075	100.0%	523	100.0%	2,928	100.0%	4,288	100.0%	4,285	100.0%
Missing case(s)	0		0		0		0		94		97	

Appendix 2: Contact Information

Total valid samples	4,382
Survey period	1-6/4/2022
Success rate	5.0%
Questionnaires sent out	86,909
Questionnaires received	5,101
Ineligible samples	27
Invalid samples	1
Incomplete samples	691
Standard error	0.8%
Sampling error	1.5%

Appendix 3: Quantitative analyses

Q1 Survey results, by camp type; Survey period: 1-6/4/2022

Q1 How much do you support or oppose the abolition of the MPF offsetting arrangement? (MPF offsetting means that employers can use the MPF accrued from their contributions to offset long service payments / severance payments)	Pro-democracy camp supporters	Non-pro-democracy camp supporters #	Total
	Percentages (Base=3,639)	Percentages (Base=523)	Percentages (Base=4,380)
Strongly support	48.2%	41.4%	43.3%
Somewhat support	11.4%	14.0%	13.3%
Half-half	4.5%	13.9%	10.5%
Somewhat oppose	5.8%	5.9%	5.4%
Strongly oppose	22.4%	13.4%	17.6%
Don't know / hard to say	7.8%	11.4%	9.9%
Total	100.0%	100.0%	100.0%
Mean values	3.6	3.7	3.7
Standard error of mean	0.1	<0.1	<0.1
Median	5.0	4.0	4.0
Refuse to answer	2	0	2
Net value (Support- Oppose)	+31.4%	+36.1%	+33.7%

Including pro-establishment camp supporters, centrist supporters, no political inclination / politically neutral / do not belong to any camp

Q2 Survey results, by camp type; Survey period: 1-6/4/2022

Q2 Before this survey, do you know that the Legislative Council is deliberating a bill regarding the abolition of the offsetting arrangement?	Pro-democracy camp supporters	Non-pro-democracy camp supporters #	Total
	Percentages	Percentages	Percentages
	(Base=3,635)	(Base=521)	(Base=4,373)
Yes	39.2%	59.1%	52.4%
No	60.8%	40.9%	47.6%
Total	100.0%	100.0%	100.0%
<i>Refuse to answer</i>	6	2	8

Including pro-establishment camp supporters, centrist supporters, no political inclination / politically neutral / do not belong to any camp

Q3 Survey results, by camp type; Survey period: 1-6/4/2022

Q3 Suppose the offsetting arrangement will finally be abolished, how much do you support or oppose having a retrospective period in the ordinance, so that employers' contributions made before the ordinance comes into effect also cannot be used for offsetting?	Pro-democracy camp supporters	Non-pro-democracy camp supporters #	Total
	Percentages (Base=3,634)	Percentages (Base=522)	Percentages (Base=4,373)
Strongly support	42.5%	30.6%	35.2%
Somewhat support	16.4%	24.7%	21.8%
Half-half	9.5%	16.7%	14.6%
Somewhat oppose	7.9%	8.0%	7.3%
Strongly oppose	12.7%	5.8%	8.3%
Don't know / hard to say	11.0%	14.2%	12.7%
Total	100.0%	100.0%	100.0%
Mean values	3.8	3.8	3.8
Standard error of mean	<0.1	<0.1	<0.1
Median	4.0	4.0	4.0
Refuse to answer	7	1	8
Net value (Support- Oppose)	+38.2%	+41.5%	+41.4%

Including pro-establishment camp supporters, centrist supporters, no political inclination / politically neutral / do not belong to any camp

Q4 Survey results, by camp type; Survey period: 1-6/4/2022

Q4 After the offsetting arrangement is abolished, the government plans to require employers to make monthly contributions to a specific account to prepare for future long service payment / severance payment. Suppose the offsetting arrangement will finally be abolished, how much do you support or oppose the above requirement?	Pro-democracy camp supporters	Non-pro-democracy camp supporters #	Total
	Percentages (Base=3,630)	Percentages (Base=522)	Percentages (Base=4,370)
Strongly support }Support	35.1%	31.7%	32.5%
Somewhat support	30.8%	25.4%	27.3%
Half-half	14.4%	24.2%	21.3%
Somewhat oppose }Oppose	1.9%	5.9%	4.5%
Strongly oppose	4.2%	2.0%	2.8%
Don't know / hard to say	13.5%	10.9%	11.7%
Total	100.0%	100.0%	100.0%
Mean values	4.0	3.9	3.9
Standard error of mean	<0.1	<0.1	<0.1
Median	4.0	4.0	4.0
Refuse to answer	11	1	12
Net value (Support- Oppose)	+59.8%	+49.2%	+52.6%

Including pro-establishment camp supporters, centrist supporters, no political inclination / politically neutral / do not belong to any camp

Q5 Survey results, by camp type; Survey period: 1-6/4/2022

Q5 In the 25 years following the abolition of the offsetting arrangement, the government plans to subsidise employers to pay part of their long service payments / severance payments with a total subsidy of \$33.2 billion. Suppose the offsetting arrangement will finally be abolished, what is your view on the subsidy scheme?	Pro-democracy camp supporters	Non-pro-democracy camp supporters #	Total
	Percentages (Base=3,641)	Percentages (Base=523)	Percentages (Base=4,382)
Support, but the subsidy should be more than \$33.2 billion	23.1%	15.3%	18.0%
Support, and \$33.2 billion is an appropriate amount of subsidy	11.3%	15.8%	14.5%
Support, but the subsidy should be less than \$33.2 billion	8.3%	13.7%	11.5%
Support, and no opinion on the amount of subsidy	14.9%	19.2%	17.9%
Oppose, there should not be any subsidy	20.1%	15.3%	18.1%
Don't know / hard to say	22.3%	20.7%	19.8%
Total	100.0%	100.0%	100.0%
<i>Refuse to answer</i>	0	0	0

Including pro-establishment camp supporters, centrist supporters, no political inclination / politically neutral / do not belong to any camp

Appendix 4: Survey questionnaire (1-6/4/2022)

We Hongkongers & Community Health Survey

Hong Kong Public Opinion Research Institute is politically neutral. We welcome different opinions. All personal data will be kept strictly confidential. You can fill in the questionnaire again to express your latest views. When we need to work on the data, your last submission will be used. For enquiries, please email us at panel@pori.hk.

Last updated: xxxx-xx-xx

Tentative next update: xxxx-xx-xx

***Required**

Eligibility Confirmation

Are you a Hong Kong resident aged 12 or above (i.e., currently residing in Hong Kong)? *

- Yes
- No

We Hongkongers Series

How much do you support or oppose the abolition of the MPF offsetting arrangement?

(MPF offsetting means that employers can use the MPF accrued from their contributions to offset long service payments / severance payments)

- Strongly support (abolishing the offsetting arrangement)
- Somewhat support (abolishing the offsetting arrangement)
- Half-half
- Somewhat oppose (abolishing the offsetting arrangement)
- Strongly oppose (abolishing the offsetting arrangement)
- Don't know / hard to say

Before this survey, do you know that the Legislative Council is deliberating a bill regarding the abolition of the offsetting arrangement?

- Yes
- No

Suppose the offsetting arrangement will finally be abolished, how much do you support or oppose having a retrospective period in the ordinance, so that employers' contributions made before the ordinance comes into effect also cannot be used for offsetting?

- Strongly support
- Somewhat support
- Half-half
- Somewhat oppose
- Strongly oppose
- Don't know / hard to say

After the offsetting arrangement is abolished, the government plans to require employers to make monthly contributions to a specific account to prepare for future long service payment / severance payment.

Suppose the offsetting arrangement will finally be abolished, how much do you support or oppose the above requirement?

- Strongly support
- Somewhat support
- Half-half
- Somewhat oppose
- Strongly oppose
- Don't know / hard to say

In the 25 years following the abolition of the offsetting arrangement, the government plans to subsidise employers to pay part of their long service payments / severance payments with a total subsidy of \$33.2 billion.

Suppose the offsetting arrangement will finally be abolished, what is your view on the subsidy scheme?

- Support, but the subsidy should be more than \$33.2 billion
- Support, and \$33.2 billion is an appropriate amount of subsidy
- Support, but the subsidy should be less than \$33.2 billion
- Support, and no opinion on the amount of subsidy
- Oppose, there should not be any subsidy
- Don't know / hard to say

Community Health

How likely do you think it is that you will contract novel coronavirus pneumonia over the next one month?

(Please select the closest answer)

- 0% chance (Certainly not)
- 0.001% chance (1 in 100,000)
- 0.01% chance (1 in 10,000)
- 0.1% chance (1 in 1,000)
- 1% chance (1 in 100)
- 5% chance (1 in 20)
- 10% chance (1 in 10)
- 15% chance
- 20% chance
- 25% chance
- 30% chance
- 35% chance
- 40% chance
- 45% chance
- 50% chance
- 60% chance
- 70% chance
- 80% chance
- 90% chance
- 100% chance (Certainly will)
- _____ % chance
- Don't know / hard to say

How satisfied or dissatisfied are you with the government's performance in handling novel coronavirus pneumonia?

- Very much satisfied
- Somewhat satisfied
- Half-half
- Somewhat dissatisfied
- Very much dissatisfied
- Don't know / hard to say

Other Opinions

Generally speaking, how satisfied or dissatisfied are you with the current in Hong Kong?

(Randomise the three conditions)

	Very much satisfied	Somewhat satisfied	Half-half	Somewhat dissatisfied	Very much dissatisfied	Don't know / hard to say
Political condition						
Economic condition						
Livelihood condition						

Personal Information

This section is about personal information. If you have already provided relevant information in this survey series and have nothing to add or update, you may skip these questions. We will use the past data you provided in this survey series for analysis.

- I have already provided my personal information, and has nothing to add or update ([skip questions on personal information](#))
- Provide / update personal information now

Gender

- Male
- Female
- Other

Age

- _____ years old
- 12 - 14
- 15 - 17
- 18 - 19
- 20 - 24
- 25 - 29
- 30 - 34
- 35 - 39
- 40 - 44
- 45 - 49
- 50 - 54
- 55 - 59
- 60 - 64
- 65 - 69
- 70 or above

Educational attainment

(The highest level attended, regardless of whether you have completed the course, including what you are attending)

- Primary or below
- Lower secondary ([Secondary 1 to 3](#))
- Upper secondary ([Secondary 4 to 7 / DSE / Yi Jin](#))
- Tertiary: non-degree course ([including diploma / certificate / sub-degree course](#))
- Tertiary: bachelor degree course
- Tertiary: postgraduate school or above

Occupation

(Owner / self-employed / freelance / part time / civil servant are not valid answers, please answer according to the job nature or content)

- Administrator and professional
- Clerical and service worker

- Production worker
- Student
- Home-maker / housewife
- Retired person
- Unemployed / between jobs / other non-employed
- Other: _____

Which of the following best describes your political inclination?

(Randomise the four camps)

- Localist
- Pro-democracy camp
- Centrist
- Pro-establishment camp
- Other: _____
- No political inclination / politically neutral / do not belong to any camp
- Don't know / hard to say

End of Questionnaire

Thank you for completing the survey. For enquiries, please email us at panel@pori.hk.