


# POP



---

HONG KONG PUBLIC OPINION PROGRAM

HONG KONG PUBLIC OPINION RESEARCH INSTITUTE

香港民意研究所 之 香港民意研究計劃

---

**“We Hongkongers” Panel Survey**

**Latest Results**

**March 25, 2022**

# Contact Information - “We Hongkongers” Panel Survey

2

	<b>HKPOP Panel</b>
Date of survey	March 21, 3pm – March 24, 3pm
Survey method	Online survey
Target population	Hong Kong residents aged 12+
Total sample size	6,723
Response rate	7.7%
Sampling error	Sampling error of percentages at +/-1% at 95% confidence level
Weighting method	The figures are rim-weighted according to 1) gender-age distribution, educational attainment (highest level attended) distribution, economic activity status distribution of Hong Kong population and by District Councils population figures from Census and Statistics Department; 2) Voting results of District Councils Election from Registration and Electoral Office; 3) rating distribution of Chief Executive from regular tracking surveys.

# Survey Result - “We Hongkongers” Panel Survey

3

- Latest survey period: 21-24/3/2022; Last survey date: 16-19/8/2021
- **Question: Q1 How confident are you in Hong Kong’s political environment in future?**

	Pro-democracy camp supporters (n=5,613)		Non-pro-democracy camp supporters* (n=730)		Combined^ (n=6,723)	
Very confident	<1% (▼2%)	} 1% (▼2%)	13% (▼7%)	} 42% (▼5%)	9% (▼4%)	} 27% (▼5%)
Somewhat confident	1% (▼1%)		29% (▲1%)		18% (▼1%)	
Half-half	4% (▲4%)		15% (--)		11% (▲1%)	
Somewhat unconfident	18% (▲8%)	} 92% (▼2%)	9% (▼1%)	} 39% (▲3%)	11% (▲1%)	} 58% (▲2%)
Very unconfident	75% (▼9%)		30% (▲4%)		47% (▲1%)	
Don't know / hard to say	3% (▼1%)		4% (▲2%)		4% (▲2%)	
Mean†	1.3 (▲0.1)		2.9 (▼0.1)		2.3 (▼0.1)	

\* Include: pro-establishment camp supporters, centrist supporters, no political inclination / politically neutral / do not belong to any camp

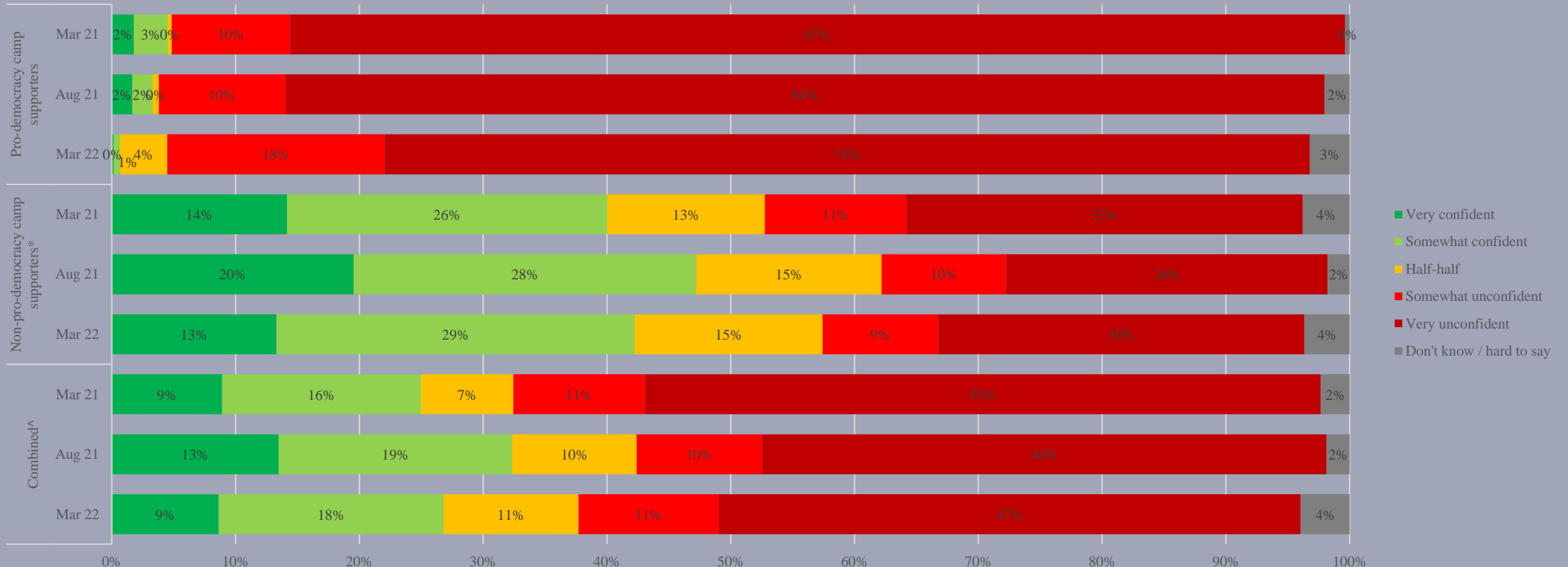
^ The aggregated figures come from adjusting the by-group weighted figures using ratio of “pan-democratic” vs “non-pan-democratic” collected in regular tracking survey.

† The mean value is calculated by quantifying all individual responses into 1, 2, 3, 4, 5 marks according to their degree of positive level, where 1 is the lowest and 5 the highest, and then calculate the sample mean.

# Survey Result - “We Hongkongers” Panel Survey

4

- **Latest survey period: 21-24/3/2022; Last survey date: 16-19/8/2021**
- **Question: Q1 How confident are you in Hong Kong’s political environment in future?**



\* Include: pro-establishment camp supporters, centrist supporters, no political inclination / politically neutral / do not belong to any camp

^ The aggregated figures come from adjusting the by-group weighted figures using ratio of “pan-democratic” vs “non-pan-democratic” collected in regular tracking survey.

# Survey Result - “We Hongkongers” Panel Survey

5

- Latest survey period: 21-24/3/2022; Last survey date: 16-19/8/2021
- **Question: Q2 How confident are you in the level of personal freedom enjoyed by Hong Kong people in future?**

	Pro-democracy camp supporters (n=5,604)	Non-pro-democracy camp supporters* (n=728)	Combined <sup>^</sup> (n=6,712)
Very confident	<1% (▼2%)	18% (▼6%)	12% (▼5%)
Somewhat confident	1% (▼1%)	29% (▼1%)	18% (▼2%)
	1% (▼2%)	47% (▼7%)	30% (▼7%)
Half-half	4% (▲2%)	13% (▲2%)	10% (▲2%)
Somewhat unconfident	17% (▲3%)	9% (▲1%)	11% (▲1%)
Very unconfident	75% (▼5%)	29% (▲2%)	46% (▲2%)
	92% (▼1%)	38% (▲4%)	57% (▲3%)
Don't know / hard to say	3% (▲2%)	2% (▲1%)	3% (▲2%)
Mean <sup>†</sup>	1.3(--)	3.0(▼0.2)	2.4(▼0.1)

\* Include: pro-establishment camp supporters, centrist supporters, no political inclination / politically neutral / do not belong to any camp

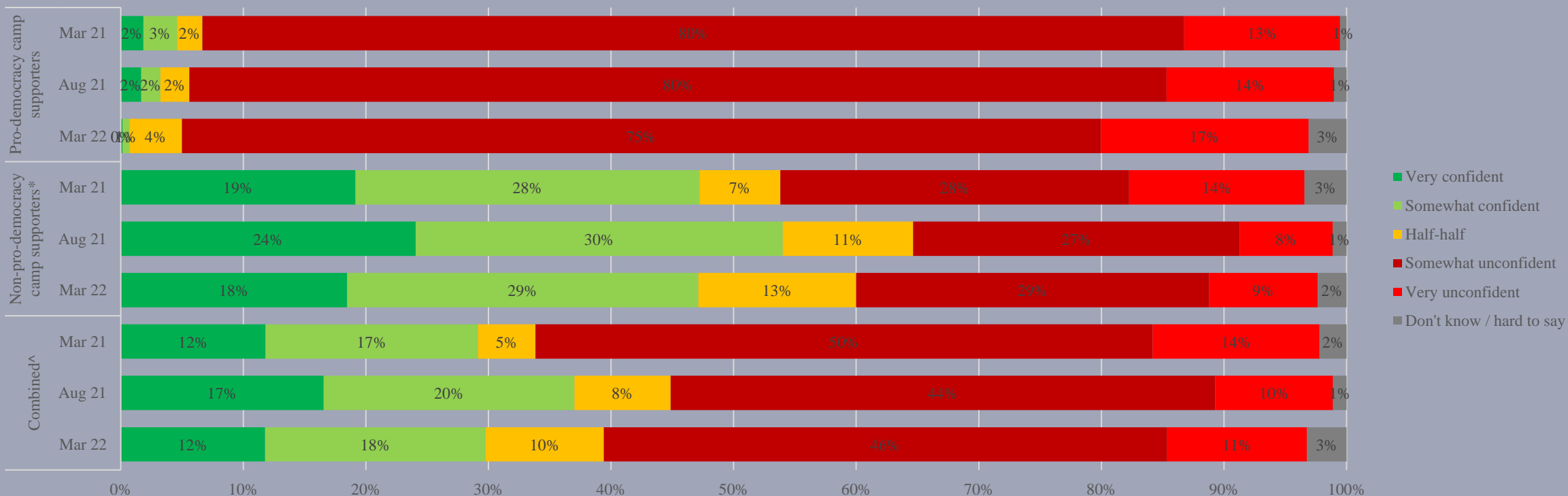
<sup>^</sup> The aggregated figures come from adjusting the by-group weighted figures using ratio of “pan-democratic” vs “non-pan-democratic” collected in regular tracking survey.

<sup>†</sup> The mean value is calculated by quantifying all individual responses into 1, 2, 3, 4, 5 marks according to their degree of positive level, where 1 is the lowest and 5 the highest, and then calculate the sample mean.

# Survey Result - “We Hongkongers” Panel Survey

6

- **Latest survey period: 21-24/3/2022; Last survey date: 16-19/8/2021**
- **Question: Q2 How confident are you in the level of personal freedom enjoyed by Hong Kong people in future?**



\* Include: pro-establishment camp supporters, centrist supporters, no political inclination / politically neutral / do not belong to any camp

^ The aggregated figures come from adjusting the by-group weighted figures using ratio of “pan-democratic” vs “non-pan-democratic” collected in regular tracking survey.

# Survey Result - “We Hongkongers” Panel Survey

7

- Latest survey period: 21-24/3/2022; Last survey date: 16-19/8/2021
- **Question: Q3 How confident are you in Hong Kong’s economic prospects?**

	Pro-democracy camp supporters (n=5,604)		Non-pro-democracy camp supporters* (n=729)		Combined^ (n=6,713)	
Very confident	<1% (▼1%)	} <1% (▼4%)	9% (▼8%)	} 40% (▼17%)	6% (▼6%)	} 25% (▼14%)
Somewhat confident	<1% (▼2%)		31% (▼9%)		19% (▼8%)	
Half-half	22% (▼1%)		23% (▲7%)		23% (▲5%)	
Somewhat unconfident	29% (▼4%)	} <b>73%</b> (▲2%)	16% (▼2%)	} 36% (▲9%)	21% (▼2%)	} 49% (▲7%)
Very unconfident	44% (▲6%)		20% (▲11%)		29% (▲10%)	
Don’t know / hard to say	5% (▲2%)		1% (▲1%)		3% (▲2%)	
Mean†	1.8 (▼0.1)		2.9 (▼0.5)		2.5 (▼0.4)	

\* Include: pro-establishment camp supporters, centrist supporters, no political inclination / politically neutral / do not belong to any camp

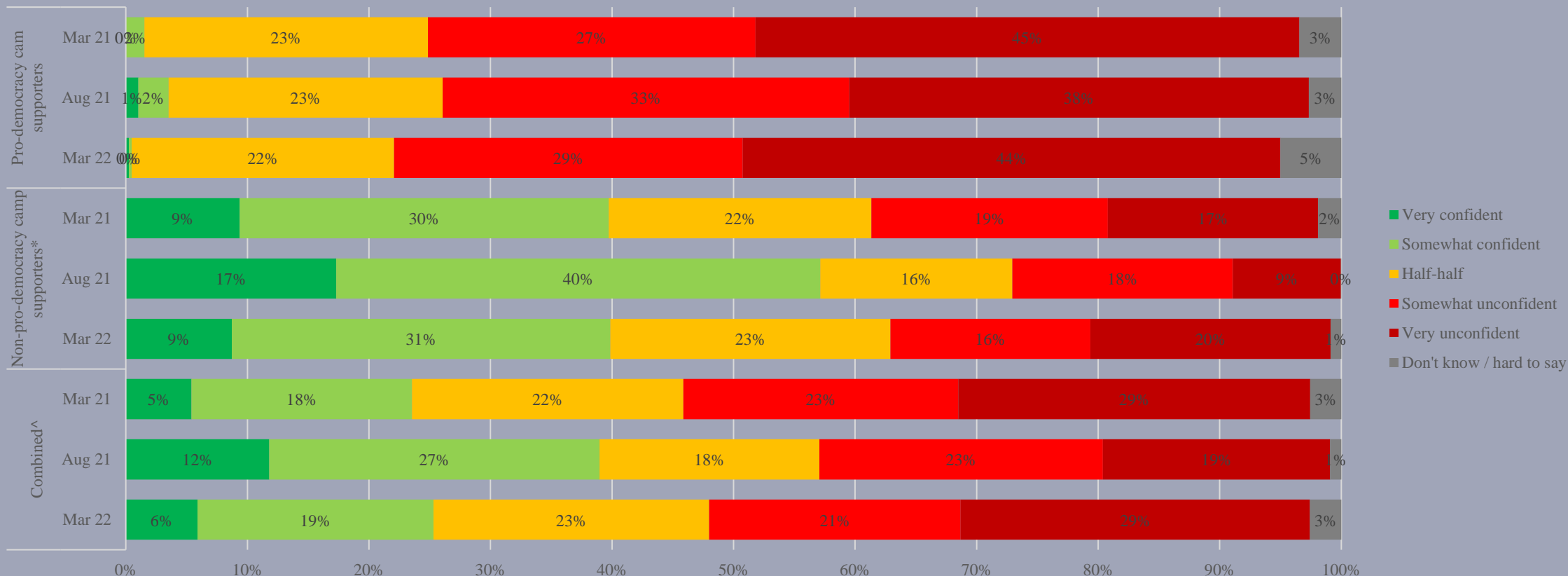
^ The aggregated figures come from adjusting the by-group weighted figures using ratio of “pan-democratic” vs “non-pan-democratic” collected in regular tracking survey.

† The mean value is calculated by quantifying all individual responses into 1, 2, 3, 4, 5 marks according to their degree of positive level, where 1 is the lowest and 5 the highest, and then calculate the sample mean.

# Survey Result - “We Hongkongers” Panel Survey

8

- **Latest survey period: 21-24/3/2022; Last survey date: 16-19/8/2021**
- **Question: Q3 How confident are you in Hong Kong’s economic prospects?**



\* Include: pro-establishment camp supporters, centrist supporters, no political inclination / politically neutral / do not belong to any camp

^ The aggregated figures come from adjusting the by-group weighted figures using ratio of “pan-democratic” vs “non-pan-democratic” collected in regular tracking survey.



# Survey Result - “We Hongkongers” Panel Survey

9

- Latest survey period: 21-24/3/2022; Last survey date: 16-19/8/2021
- **Question: Q4 How confident are you in Mainland China’s political environment in future?**

	Pro-democracy camp supporters (n=5,611)	Non-pro-democracy camp supporters* (n=729)	Combined^ (n=6,720)
Very confident	<1% (▼2%)	20% (▲2%)	13% (▲1%)
Somewhat confident	1% (▲1%)	33% (▼2%)	20% (▼3%)
Half-half	9% (▲5%)	10% (--)	8% (--)
Somewhat unconfident	14% (▲5%)	9% (▼2%)	10% (--)
Very unconfident	70% (▼7%)	24% (▲4%)	41% (▲2%)
Don't know / hard to say	6% (▼3%)	5% (▼2%)	7% (--)
Mean†	1.4 (▲0.1)	3.2 (--)	2.5 (▼0.1)

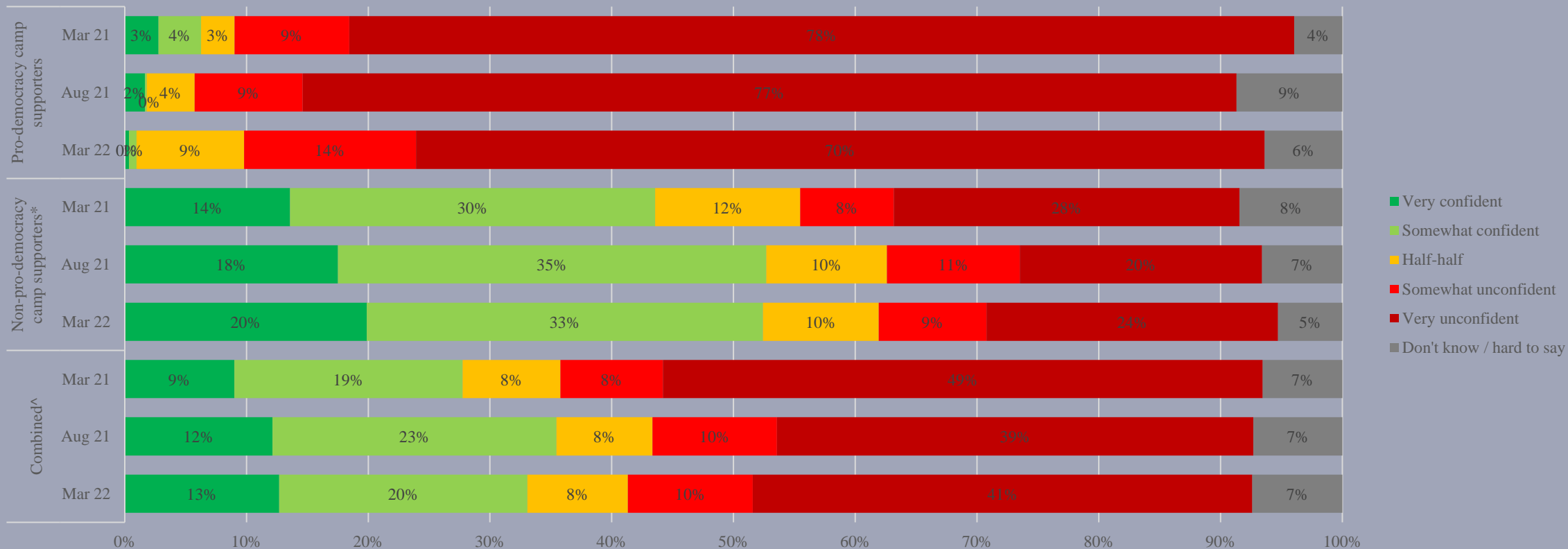
\* Include: pro-establishment camp supporters, centrist supporters, no political inclination / politically neutral / do not belong to any camp

^ The aggregated figures come from adjusting the by-group weighted figures using ratio of “pan-democratic” vs “non-pan-democratic” collected in regular tracking survey.

† The mean value is calculated by quantifying all individual responses into 1, 2, 3, 4, 5 marks according to their degree of positive level, where 1 is the lowest and 5 the highest, and then calculate the sample mean.

# Survey Result - “We Hongkongers” Panel Survey

- **Latest survey period: 21-24/3/2022; Last survey date: 16-19/8/2021**
- **Question: Q4 How confident are you in Mainland China’s political environment in future?**



\* Include: pro-establishment camp supporters, centrist supporters, no political inclination / politically neutral / do not belong to any camp

^ The aggregated figures come from adjusting the by-group weighted figures using ratio of “pan-democratic” vs “non-pan-democratic” collected in regular tracking survey.

# Survey Result - “We Hongkongers” Panel Survey

11

- Latest survey period: 21-24/3/2022; Last survey date: 16-19/8/2021
- **Question: Q5 Do you currently have any plan to leave Hong Kong permanently?**

		Pro-democracy camp supporters (n=5,611)	Non-pro-democracy camp supporters* (n=730)	Combined^ (n=6,721)
Yes	Ready to leave anytime	7% (▲6%)	1% (▼2%)	3% (▲1%)
	Under preparation	10% (▲1%)	5% (▲2%)	7% (▲2%)
	But no preparation has been made yet	18% (▼7%)	10% (▲4%)	14% (▲2%)
		35% (--)	17% (▲5%)	24% (▲4%)
No	But would seek to leave if situation worsens to an unacceptable level	45% (▲3%)	35% (▲1%)	38% (▲1%)
	Will not leave under any circumstances	6% (▼5%)	39% (▼8%)	27% (▼8%)
		51% (▼2%)	74% (▼7%)	65% (▼6%)
Already left permanently		1% (--)	<1% (--)	<1% (▼1%)
Temporarily not in Hong Kong (e.g., studying abroad)		2% (--)	<1% (▼1%)	1% (--)
Don't know / hard to say		10% (▲1%)	9% (▲2%)	9% (▲2%)

\* Include: pro-establishment camp supporters, centrist supporters, no political inclination / politically neutral / do not belong to any camp

^ The aggregated figures come from adjusting the by-group weighted figures using ratio of “pan-democratic” vs “non-pan-democratic” collected in regular tracking survey.

# Survey Result - “We Hongkongers” Panel Survey

- **Latest survey period: 21-24/3/2022; Last survey date: 16-19/8/2021**
- **Question: Q5 Do you currently have any plan to leave Hong Kong permanently?**



\* Include: pro-establishment camp supporters, centrist supporters, no political inclination / politically neutral / do not belong to any camp

^ The aggregated figures come from adjusting the by-group weighted figures using ratio of “pan-democratic” vs “non-pan-democratic” collected in regular tracking survey.

# Survey Result - “We Hongkongers” Panel Survey

13

## Subsample Results

**\* Excluding those answered “no, will not leave under any circumstances” or “already left permanently” in Q5 (n=6,218)**

# Survey Result - “We Hongkongers” Panel Survey

14

- Latest survey period: 21-24/3/2022; Last survey date: 16-19/8/2021
- **Question: Q6 Worsening of condition in which of the following aspects would have the strongest effect of causing you to seek to leave Hong Kong permanently?**

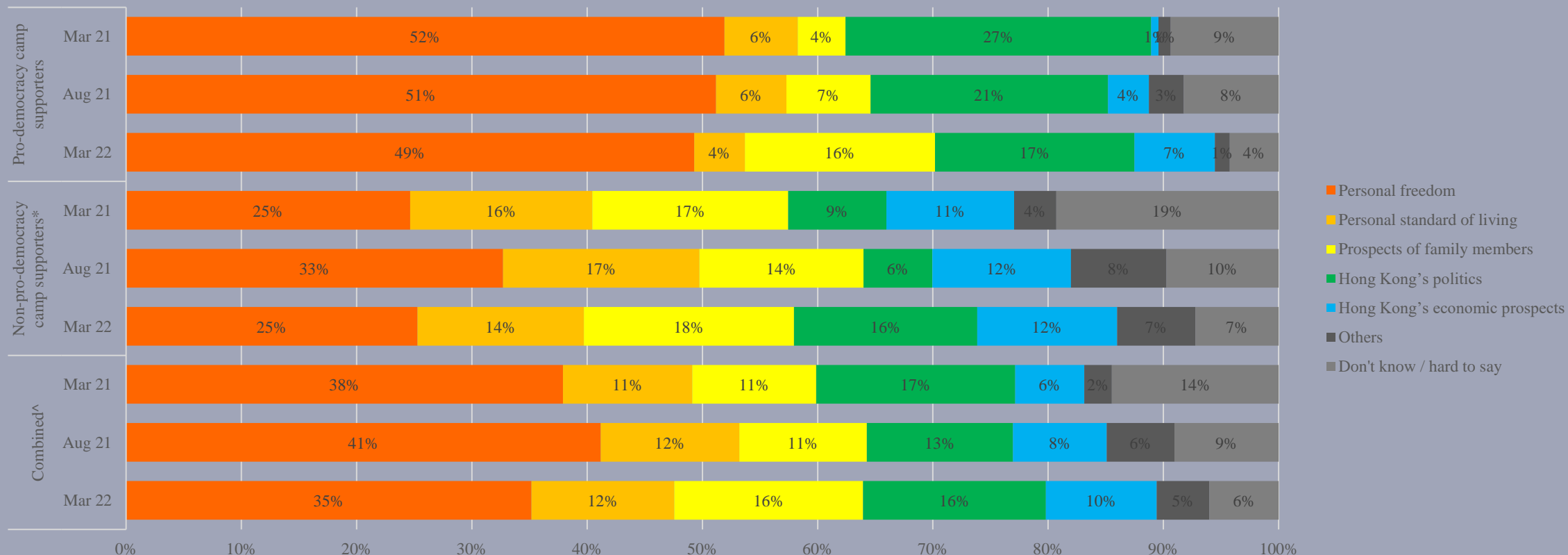
	<b>Pro-democracy camp supporters (n=5,263)</b>	<b>Non-pro-democracy camp supporters* (n=601)</b>	<b>Combined^ (n=6,215)</b>
Personal freedom	49% (▼2%)	25% (▼8%)	35% (▼6%)
Hong Kong’s politics	16% (▲9%)	18% (▲4%)	16% (▲5%)
Personal standard of living	17% (▼4%)	16% (▲10%)	16% (▲3%)
Prospects of family members	4% (▼2%)	14% (▼3%)	12% (--)
Hong Kong’s economic prospects	7% (▲3%)	12% (--)	10% (▲2%)
Others	1% (▼2%)	7% (▼1%)	5% (▼1%)
Don’t know / hard to say	4% (▼4%)	7% (▼3%)	6% (▼3%)

\* Include: pro-establishment camp supporters, centrist supporters, no political inclination / politically neutral / do not belong to any camp

^ The aggregated figures come from adjusting the by-group weighted figures using ratio of “pan-democratic” vs “non-pan-democratic” collected in regular tracking survey.

# Survey Result - “We Hongkongers” Panel Survey

- **Latest survey period: 21-24/3/2022; Last survey date: 16-19/8/2021**
- **Question: Q6 Worsening of condition in which of the following aspects would have the strongest effect of causing you to seek to leave Hong Kong permanently?**



\* Include: pro-establishment camp supporters, centrist supporters, no political inclination / politically neutral / do not belong to any camp

^ The aggregated figures come from adjusting the by-group weighted figures using ratio of “pan-democratic” vs “non-pan-democratic” collected in regular tracking survey.

# Survey Result - “We Hongkongers” Panel Survey

16

- **Latest survey period: 21-24/3/2022**
- **Question: Q7 If the condition in the following aspects worsens, how much will it affect your desire to leave Hong Kong permanently?**

<b>Combined<sup>^</sup></b>	<b>Personal freedom / Personal safety (n=6,217)</b>	<b>Personal standard of living (n=6,185)</b>	<b>Prospects of family members / Education for the next generation (n=6,191)</b>	<b>Hong Kong's politics (n=6,200)</b>	<b>Hong Kong's economic prospects (n=6,190)</b>	<b>Hong Kong's epidemic situation and anti-epidemic measures (n=6,185)</b>
Not affected	3%	3%	11%	6%	3%	19%
Slightly affected	9%	14%	8%	14%	17%	27%
Somewhat affected	13%	43%	24%	27%	39%	23%
Highly affected	72%	38%	55%	50%	40%	27%
Don't know / hard to say	2%	2%	2%	3%	1%	3%

<sup>^</sup> The aggregated figures come from adjusting the by-group weighted figures using ratio of “pan-democratic” vs “non-pan-democratic” collected in regular tracking survey.

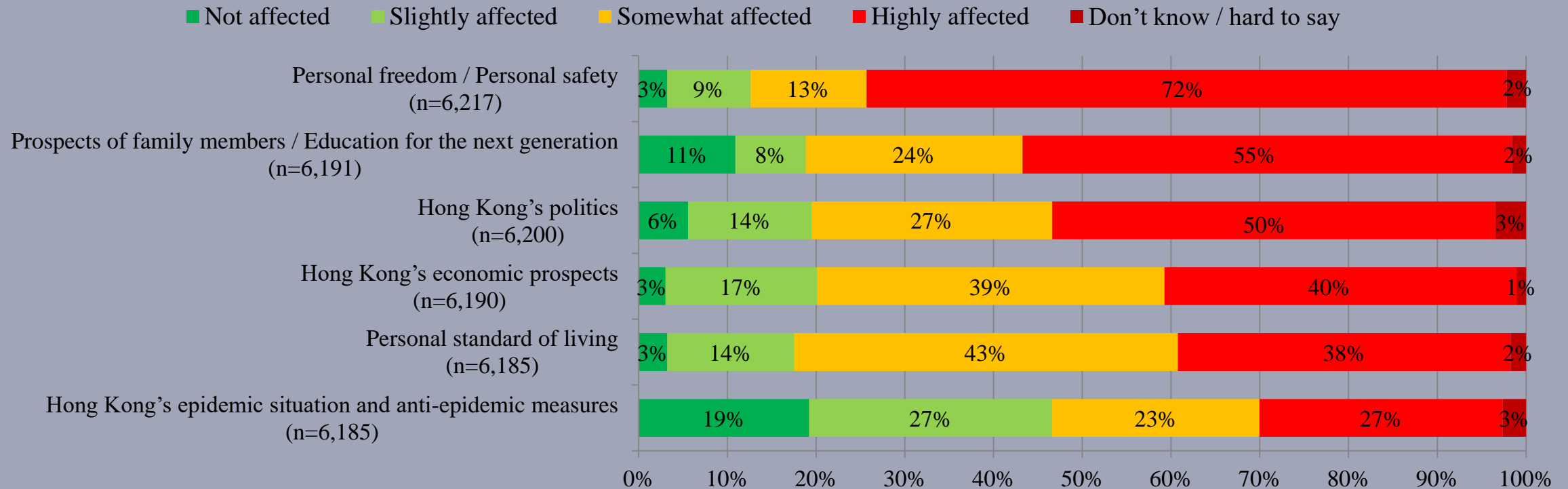
<sup>†</sup> The mean value is calculated by quantifying all individual responses into 1, 2, 3, 4, 5 marks according to their degree of support level, where 1 is the lowest and 5 the highest, and then calculate the sample mean.



# Survey Result - “We Hongkongers” Panel Survey

17

- Latest survey period: 21-24/3/2022
- **Question: Q7 If the condition in the following aspects worsens, how much will it affect your desire to leave Hong Kong permanently?**



# Survey Result - “We Hongkongers” Panel Survey

18

- Latest survey period: 21-24/3/2022
- **Question: Q7a If the condition in personal freedom / personal safety worsens, how much will it affect your desire to leave Hong Kong permanently?**

	<b>Pro-democracy camp supporters (n=5,265)</b>	<b>Non-pro-democracy camp supporters* (n=601)</b>	<b>Combined^ (n=6,217)</b>
Not affected	<1%	5%	3%
Slightly affected	5%	14%	9%
Somewhat affected	8%	18%	13%
Highly affected	86%	59%	72%
Don't know / hard to say	1%	4%	2%

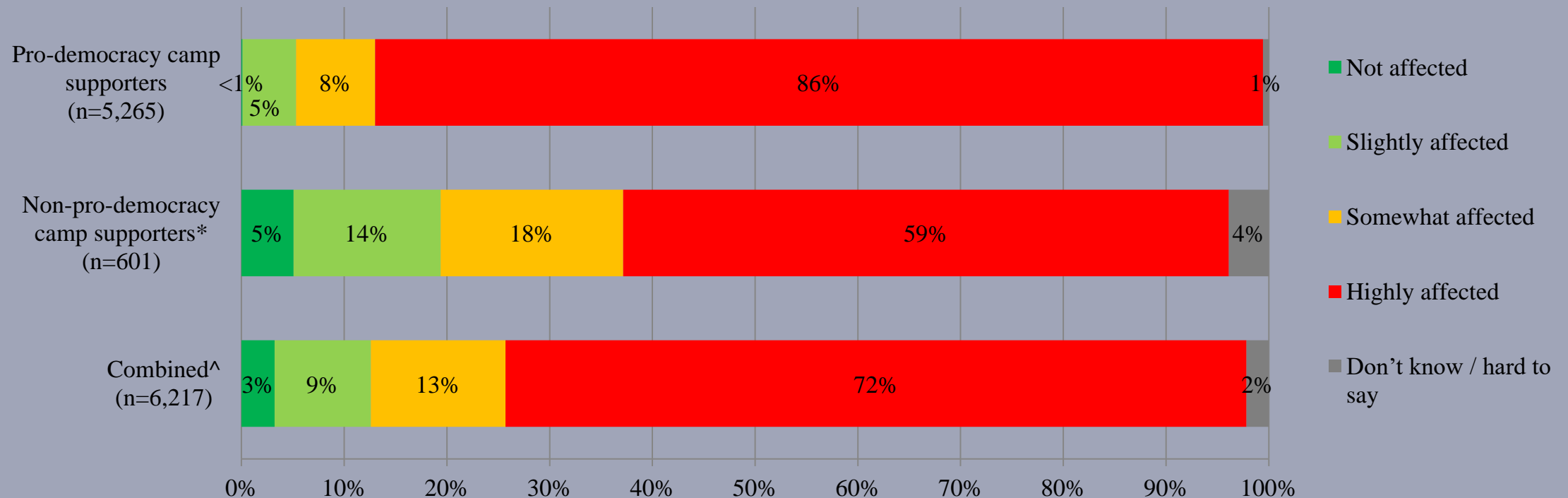
\* Include: pro-establishment camp supporters, centrist supporters, no political inclination / politically neutral / do not belong to any camp

^ The aggregated figures come from adjusting the by-group weighted figures using ratio of “pan-democratic” vs “non-pan-democratic” collected in regular tracking survey.

# Survey Result - “We Hongkongers” Panel Survey

19

- Latest survey period: 21-24/3/2022
- **Question: Q7a If the condition in personal freedom / personal safety worsens, how much will it affect your desire to leave Hong Kong permanently?**



\* Include: pro-establishment camp supporters, centrist supporters, no political inclination / politically neutral / do not belong to any camp

^ The aggregated figures come from adjusting the by-group weighted figures using ratio of “pan-democratic” vs “non-pan-democratic” collected in regular tracking survey.

# Survey Result - “We Hongkongers” Panel Survey

20

- Latest survey period: 21-24/3/2022
- **Question: Q7b If the condition in personal standard of living worsens, how much will it affect your desire to leave Hong Kong permanently?**

	<b>Pro-democracy camp supporters (n=5,239)</b>	<b>Non-pro-democracy camp supporters* (n=595)</b>	<b>Combined^ (n=6,185)</b>
Not affected	2%	5%	3%
Slightly affected	13%	17%	14%
Somewhat affected	46%	40%	43%
Highly affected	39%	35%	38%
Don't know / hard to say	<1%	3%	2%

\* Include: pro-establishment camp supporters, centrist supporters, no political inclination / politically neutral / do not belong to any camp

^ The aggregated figures come from adjusting the by-group weighted figures using ratio of “pan-democratic” vs “non-pan-democratic” collected in regular tracking survey.

# Survey Result - “We Hongkongers” Panel Survey

21

- **Latest survey period: 21-24/3/2022**
- **Question: Q7b If the condition in personal standard of living worsens, how much will it affect your desire to leave Hong Kong permanently?**



\* Include: pro-establishment camp supporters, centrist supporters, no political inclination / politically neutral / do not belong to any camp

^ The aggregated figures come from adjusting the by-group weighted figures using ratio of “pan-democratic” vs “non-pan-democratic” collected in regular tracking survey.

# Survey Result - “We Hongkongers” Panel Survey

- Latest survey period: 21-24/3/2022
- **Question: Q7c If the condition in prospects of family members / education for the next generation worsens, how much will it affect your desire to leave Hong Kong permanently?**

	<b>Pro-democracy camp supporters (n=5,242)</b>	<b>Non-pro-democracy camp supporters* (n=597)</b>	<b>Combined^ (n=6,191)</b>
Not affected	7%	15%	11%
Slightly affected	8%	9%	8%
Somewhat affected	20%	27%	24%
Highly affected	64%	48%	55%
Don't know / hard to say	1%	1%	2%

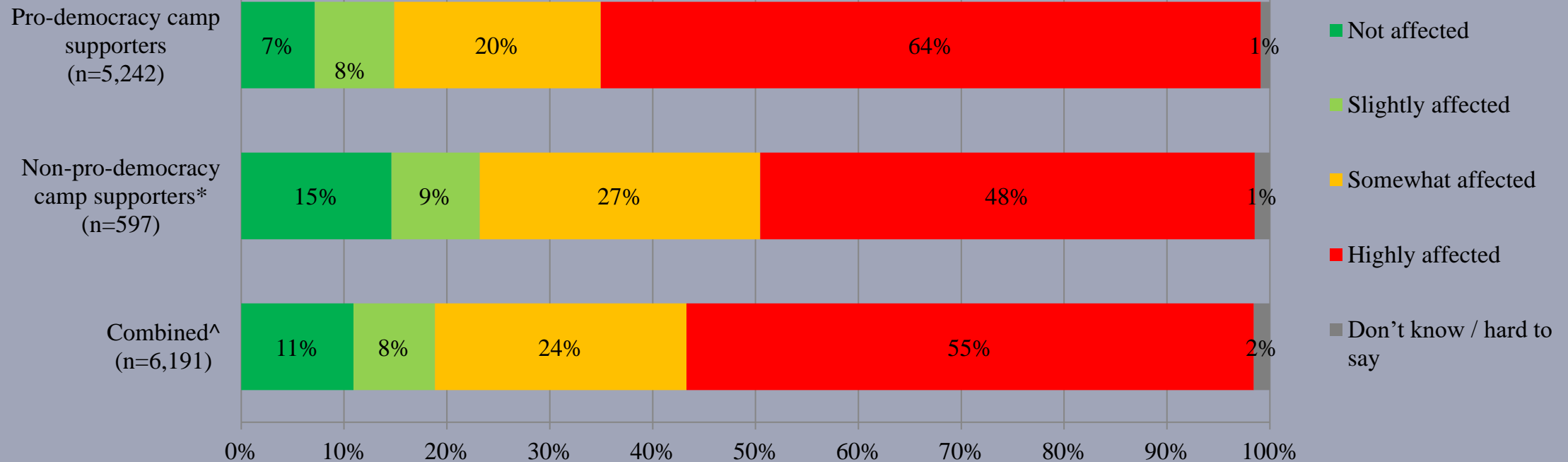
\* Include: pro-establishment camp supporters, centrist supporters, no political inclination / politically neutral / do not belong to any camp

^ The aggregated figures come from adjusting the by-group weighted figures using ratio of “pan-democratic” vs “non-pan-democratic” collected in regular tracking survey.

# Survey Result - “We Hongkongers” Panel Survey

23

- Latest survey period: 21-24/3/2022
- **Question: Q7c If the condition in prospects of family members / education for the next generation worsens, how much will it affect your desire to leave Hong Kong permanently?**



\* Include: pro-establishment camp supporters, centrist supporters, no political inclination / politically neutral / do not belong to any camp

^ The aggregated figures come from adjusting the by-group weighted figures using ratio of “pan-democratic” vs “non-pan-democratic” collected in regular tracking survey.

# Survey Result - “We Hongkongers” Panel Survey

24

- **Latest survey period: 21-24/3/2022**
- **Question: Q7d If the condition in Hong Kong’s politics worsens, how much will it affect your desire to leave Hong Kong permanently?**

	<b>Pro-democracy camp supporters (n=5,254)</b>	<b>Non-pro-democracy camp supporters* (n=596)</b>	<b>Combined^ (n=6,200)</b>
Not affected	<1%	5%	3%
Slightly affected	5%	14%	9%
Somewhat affected	8%	18%	13%
Highly affected	86%	59%	72%
Don’t know / hard to say	1%	4%	2%

\* Include: pro-establishment camp supporters, centrist supporters, no political inclination / politically neutral / do not belong to any camp

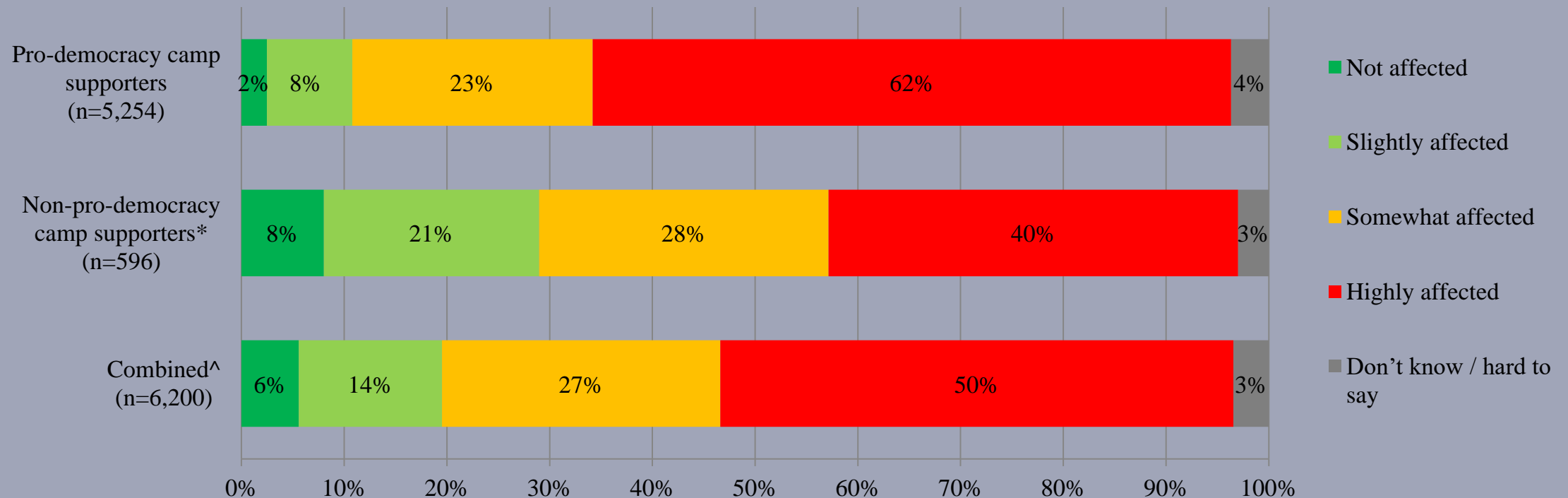
^ The aggregated figures come from adjusting the by-group weighted figures using ratio of “pan-democratic” vs “non-pan-democratic” collected in regular tracking survey.



# Survey Result - “We Hongkongers” Panel Survey

25

- **Latest survey period: 21-24/3/2022**
- **Question: Q7d If the condition in Hong Kong’s politics worsens, how much will it affect your desire to leave Hong Kong permanently?**



\* Include: pro-establishment camp supporters, centrist supporters, no political inclination / politically neutral / do not belong to any camp

^ The aggregated figures come from adjusting the by-group weighted figures using ratio of “pan-democratic” vs “non-pan-democratic” collected in regular tracking survey.

# Survey Result - “We Hongkongers” Panel Survey

26

- Latest survey period: 21-24/3/2022
- **Question: Q7e If the condition in Hong Kong’s economic prospects worsens, how much will it affect your desire to leave Hong Kong permanently?**

	<b>Pro-democracy camp supporters (n=5,242)</b>	<b>Non-pro-democracy camp supporters* (n=597)</b>	<b>Combined^ (n=6,190)</b>
Not affected	1%	5%	3%
Slightly affected	16%	18%	17%
Somewhat affected	40%	38%	39%
Highly affected	42%	37%	40%
Don’t know / hard to say	1%	2%	1%

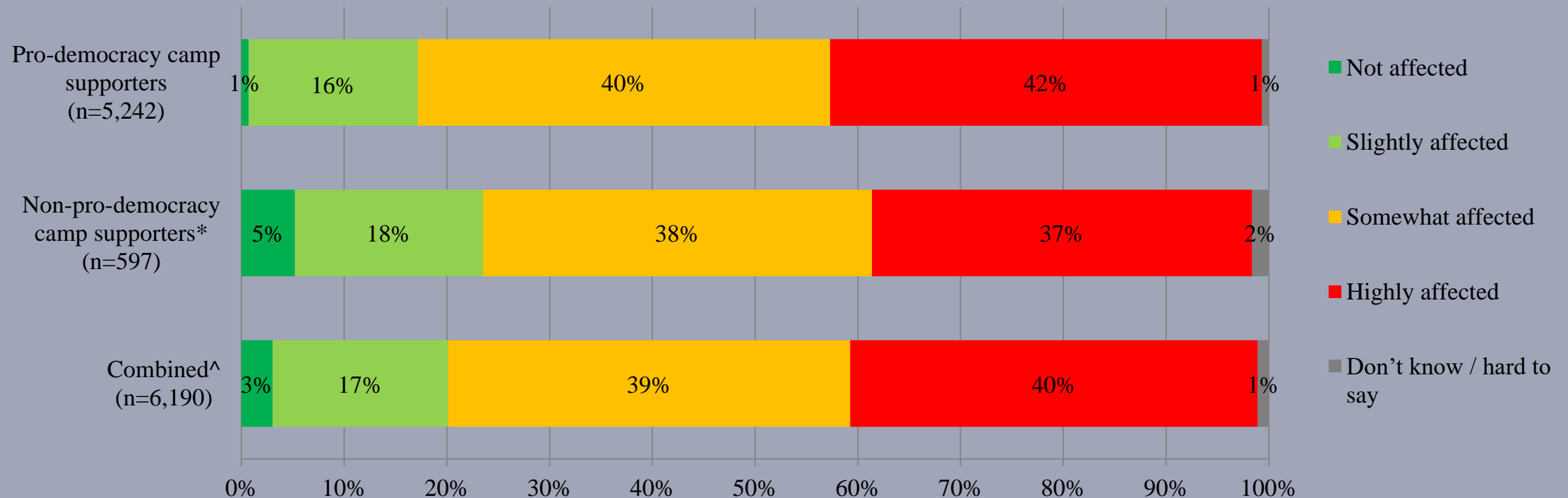
\* Include: pro-establishment camp supporters, centrist supporters, no political inclination / politically neutral / do not belong to any camp

^ The aggregated figures come from adjusting the by-group weighted figures using ratio of “pan-democratic” vs “non-pan-democratic” collected in regular tracking survey.

# Survey Result - “We Hongkongers” Panel Survey

27

- **Latest survey period: 21-24/3/2022**
- **Question: Q7e If the condition in Hong Kong’s economic prospects worsens, how much will it affect your desire to leave Hong Kong permanently?**



\* Include: pro-establishment camp supporters, centrist supporters, no political inclination / politically neutral / do not belong to any camp

^ The aggregated figures come from adjusting the by-group weighted figures using ratio of “pan-democratic” vs “non-pan-democratic” collected in regular tracking survey.

# Survey Result - “We Hongkongers” Panel Survey

28

- Latest survey period: 21-24/3/2022
- **Question: Q7f If the condition in Hong Kong’s epidemic situation and anti-epidemic measures worsens, how much will it affect your desire to leave Hong Kong permanently?**

	<b>Pro-democracy camp supporters (n=5,238)</b>	<b>Non-pro-democracy camp supporters* (n=596)</b>	<b>Combined^ (n=6,185)</b>
Not affected	17%	23%	19%
Slightly affected	22%	33%	27%
Somewhat affected	29%	17%	23%
Highly affected	29%	24%	27%
Don’t know / hard to say	3%	3%	3%

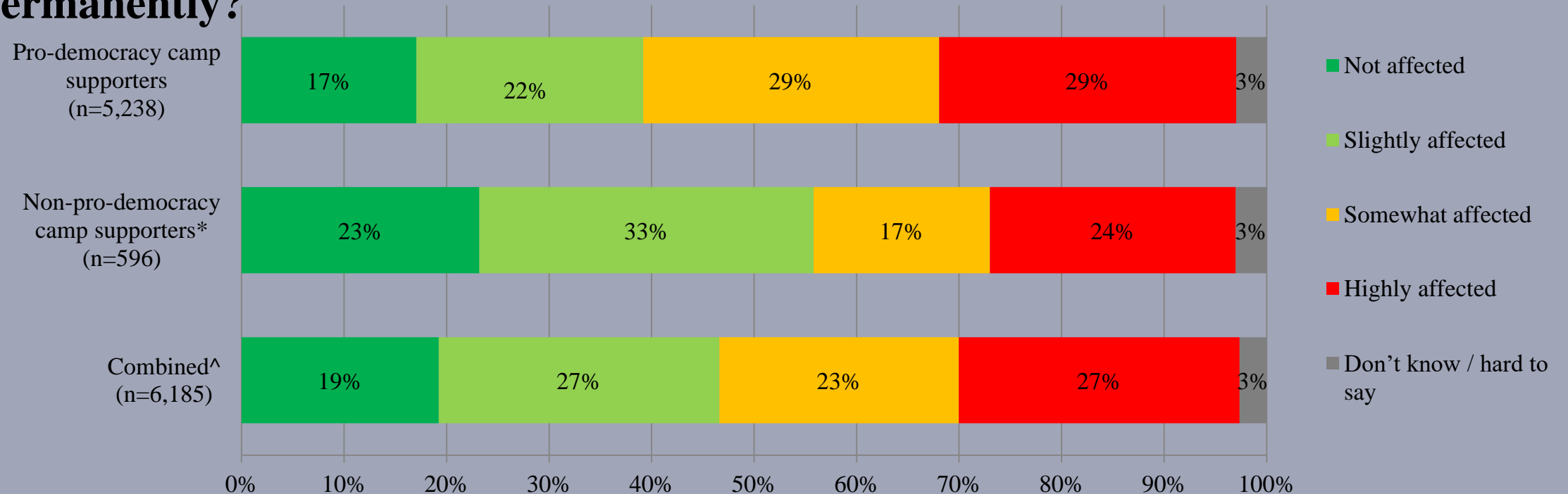
\* Include: pro-establishment camp supporters, centrist supporters, no political inclination / politically neutral / do not belong to any camp

^ The aggregated figures come from adjusting the by-group weighted figures using ratio of “pan-democratic” vs “non-pan-democratic” collected in regular tracking survey.

# Survey Result - “We Hongkongers” Panel Survey

29

- **Latest survey period: 21-24/3/2022**
- **Question: Q7f If the condition in Hong Kong’s epidemic situation and anti-epidemic measures worsens, how much will it affect your desire to leave Hong Kong permanently?**



\* Include: pro-establishment camp supporters, centrist supporters, no political inclination / politically neutral / do not belong to any camp

^ The aggregated figures come from adjusting the by-group weighted figures using ratio of “pan-democratic” vs “non-pan-democratic” collected in regular tracking survey.