



HONG KONG PUBLIC OPINION RESEARCH INSTITUTE  
香港民意研究所

---

# **Hong Kong Public Opinion Program of Hong Kong Public Opinion Research Institute**

---

## **PopPanel Research Report No. 115 cum “We Hongkongers” Research Report No. 78**

---

**Survey Date: 29 November to 2 December 2021**

**Release Date: 3 December 2021**

Copyright of this report was generated by the Hong Kong Public Opinion Program (HKPOP) and opened to the world. HKPOP proactively promotes open data, open technology and the free flow of ideas, knowledge and information. The predecessor of HKPOP was the Public Opinion Programme at The University of Hong Kong (HKUPOP). “POP” in this publication may refer to HKPOP or HKUPOP as the case may be.

## Research Background

"We Hongkongers" is an initiative advocated by Hong Kong Public Opinion Program (HKPOP) of Hong Kong Public Opinion Research Institute (HKPORI), with the support of many members of the civic society. With reference to the petition website "We the People" hosted by the White House of the United States, "We Hongkongers" aims to reflect public sentiment by conducting scientific research on any issues raised by Hong Kong citizens: [https://www.pori.hk/wehongkongers\\_factsheet\\_20191017\\_chi](https://www.pori.hk/wehongkongers_factsheet_20191017_chi).

"We Hongkongers" Project officially started on 17 October 2019, in the form of intensive rolling surveys. A total of 12 reports were published as of 23 December 2019. In mid-May 2020, in response to the rapid changes in Hong Kong's political and public sentiment, HKPOP redeveloped the "We Hongkongers" Project. Coupled with the rapid development of the "HKPOP Panel" established by PORI in July 2019, PORI decided to launch the "We Hongkongers Panel Survey" to further strengthen interaction with the public and as well as collect and analyze public opinion and there are 29 reports in total. In January 2021, PORI redeveloped the "We Hongkongers" Project again to strengthen the cooperation with non-governmental organizations, civil society organizations, concern groups and professional organizations, and the results will be released in the form of mini-forums to initiate policy discussions.

This report also represents Report No. 115 under HKPOP Panel survey series, as well as Report No. 78 under the "We Hongkongers" Project Series. The research is co-organized with the Election Observation Project on the theme "People's interest in Legislative Council election, inclination to vote and voting outside Hong Kong / at the border".

HKPOP sent out emails to all panel members at the beginning of the survey, inviting them to fill in the questionnaire at the designated online platform. Members were allowed to make repeated submissions, while only the last submission of each individual member would be used for analysis.

## Contact Information

Herewith the contact information of the “We Hongkongers” Panel Survey:

**Table 1: Detailed Contact Information**

Survey method	Online survey
Target population	HKPOP Panel samples, namely Hong Kong People Representative Panel (Probability-based Panel) and Hong Kong People Volunteer Panel (Non-probability-based Panel)
Weighting method	The figures are rim-weighted according to 1) age and sex profile of registered electors and the distribution by geographical constituencies from 2021 Final Register provided by the Registration and Electoral Office; 2) rating distribution of Chief Executive and political inclination distribution of registered electors from regular tracking surveys.
Date of survey	29 November, 3pm – 2 December, 3pm
Total sample size	6,400
Response rate	7.2%
Sampling error <sup>[1]</sup>	Sampling error of percentages at +/-1% at 95% confidence level

[1] All error figures in this release are calculated at 95% confidence level. “95% confidence level” means that if we were to repeat a certain survey 100 times with different random samples, we would expect 95 times having the population parameter within the respective error margins calculated. Because of sampling errors, when quoting percentages, journalists should refrain from reporting decimal places, whereas one decimal place can be used when quoting rating figures.

## PopPanel Composition

Regarding data collection, survey data from both the Hong Kong People Representative Panel and Hong Kong People Volunteer Panel were collected in the form of online questionnaire.

Among them, the Hong Kong People Representative Panel comes from members of the “HKPOP Panel” recruited in regular random telephone surveys. HKPOP uses “HKPOP Panel” as a framework for conducting surveys for different research projects, any eligible family member in the household may be invited to participate in a specific research.

Meanwhile, members of the Hong Kong People Volunteer Panel are recruited online. Citizens only need to self-register in HKPORI website to participate in online questionnaires.

All panel data collected will be adjusted using rim-weighting, to minimize the effects of self-selection bias or participation bias. Details are documented in the Weighting Procedure section.

## Response Rate

HKPOP adopts a set of contact definition in compliance with most international standards. Historically, the social research community in Hong Kong has developed its own set of contact rates, cooperation rates, response rates, and so on. HKPOP normally reports the “success rate” for online surveys.

The calculation of the success rates in this study refers to the following tables.

**Table 2: Calculation of success rate of the HKPOP Panel (by HKPOP definition)**

Success rate		
=	$\frac{\text{Successful cases}}{\text{Panel size of the HKPOP Panel}}$	x 100.0%
=	$\frac{6,400}{89,394}$	x 100.0%
=	7.2%	

## Weighting Procedure

HKPOP has continuously adopted and enhanced its weighting method over the past few decades. For this survey, HKPOP adopts a “2 by 5 by 10 by 4 by 5” weighting procedure involving five variables, namely, gender, age, electors by geographical constituencies, political inclination and rating of Chief Executive. Basically, the raw data of practically all random telephone surveys conducted by HKPOP are rim-weighted by the figures obtained from the Hong Kong Census and Statistics Department and/or Registration and Electoral Office so that the marginal distribution of the sample in terms of gender, age and electors by geographical constituencies would match with that of the general population figures from the Registration and Electoral Office. The marginal distribution of the sample in terms of political inclination and “rating of Chief Executive” would match that of the general population in HKPOP’s regular tracking surveys. This rim-weighting method (sometimes called raking) is found to be the most practicable method in processing HKPOP’s survey data.

Specifically, the gender and age groupings used for weighting are as follows:

- Male 18-29
- Male 30-39
- Male 40-49
- Male 50-59
- Male 60 or above
- Female 18-29
- Female 30-39
- Female 40-49
- Female 50-59
- Female 60 or above

The groupings for electors by geographical constituencies used for weighting are as follows:

- Hong Kong Island East
- Hong Kong Island West
- Kowloon East
- Kowloon West
- Kowloon Central
- New Territories South East
- New Territories North
- New Territories North West
- New Territories South West
- New Territories North East

The political inclination groupings used for weighting are as follows:

- Incline towards the pro-democracy camp
- Incline towards the pro-establishment camp
- Incline towards the centrist
- No political inclination / politically neutral / don’t belong to any camp

The “rating of Chief Executive” groupings used for weighting are as follows:

- 0 mark
- 1-49 marks
- 50 marks
- 51-99 marks
- 100 marks

## Quantitative Analysis Results

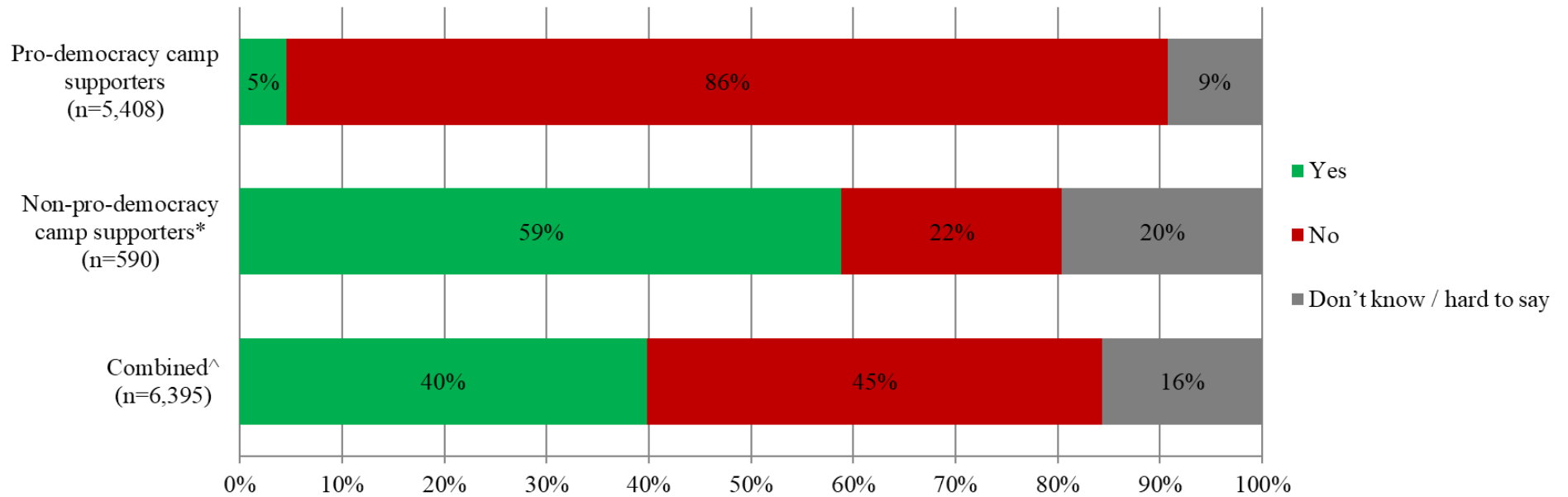
Quantitative analysis results of the “We Hongkongers” Panel Survey, after applying the standard weighting procedures, are as follows, all questions listed hereby are opinion questions:

**Table 3: Q1 Survey results, by camp type; Survey period: 29/11-2/12/2021**

Q1 Do you think there is any candidate in the geographical constituencies election of the Legislative Council Election that is <b>worthy of your support</b> ?	<b>Pro-democracy camp supporters (Base=5,408)</b>	<b>Non-pro-democracy camp supporters<sup>[2]</sup> (Base=590)</b>	<b>Combined (Base=6,395)</b>
<b>Yes</b>	5%	<b>59%</b>	40%
<b>No</b>	<b>86%</b>	22%	45%
<b>Don’t know / hard to say</b>	9%	20%	16%

[2] Include: pro-establishment camp supporters, centrist supporters, no political inclination / politically neutral / do not belong to any camp

**Chart 1: Q1 Combined chart, by camp type**



\* Include: pro-establishment camp supporters, centrist supporters, no political inclination / politically neutral / do not belong to any camp

**Table 4: Q2 Survey results, by camp type; Survey period: 29/11-2/12/2021**

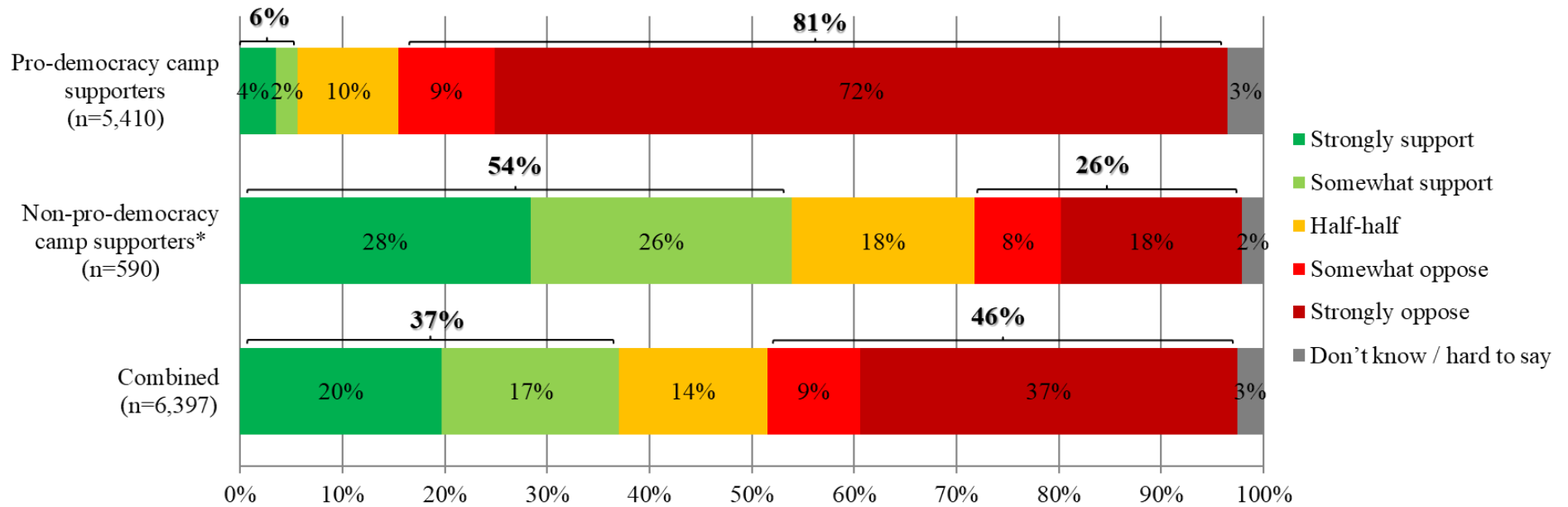
Q2 How much do you support or oppose <b>allowing voters outside Hong Kong (including Mainland China and other countries) to vote in elections?</b>	<b>Pro-democracy camp supporters (Base=5,410)</b>	<b>Non-pro-democracy camp supporters<sup>[3]</sup> (Base=590)</b>	<b>Combined (Base=6,397)</b>
<b>Strongly support</b>	4%	28%	20%
<b>Somewhat support</b>	2%	26%	17%
<b>Half-half</b>	10%	18%	14%
<b>Somewhat oppose</b>	9%	8%	9%
<b>Strongly oppose</b>	72%	18%	37%
<b>Don't know / hard to say</b>	3%	2%	3%
<b>Mean<sup>[4]</sup></b>	1.5	3.4	2.7

[3] Include: pro-establishment camp supporters, centrist supporters, no political inclination / politically neutral / do not belong to any camp

[4] The mean value is calculated by quantifying all individual responses into 1, 2, 3, 4, 5 marks according to their degree of support level, where 1 is the lowest and 5 the highest, and then calculate the sample mean.



**Chart 2: Q2 Combined chart, by camp type**



\* Include: pro-establishment camp supporters, centrist supporters, no political inclination / politically neutral / do not belong to any camp

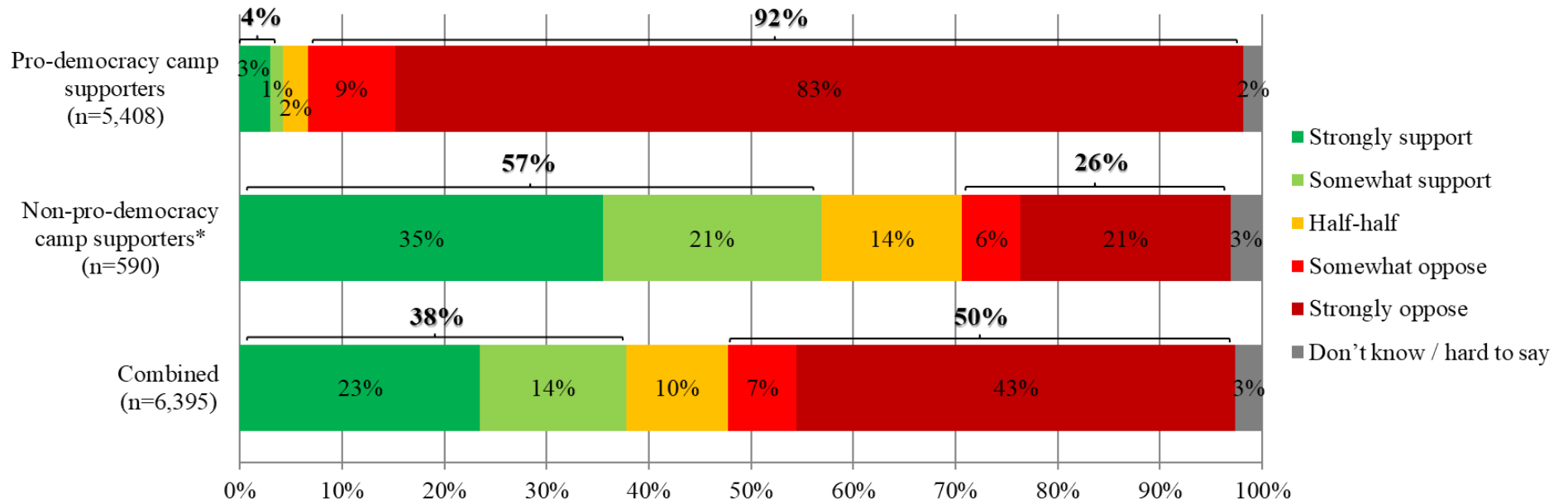
**Table 5: Q3 Survey results, by camp type; Survey period: 29/11-2/12/2021**

Q3 The government plans to set up polling stations in the Frontier Closed Area to facilitate voters in Mainland China to vote in the Legislative Council Election on December 19. How much do you support or oppose this arrangement?	Pro-democracy camp supporters (Base=5,408)	Non-pro-democracy camp supporters <sup>[5]</sup> (Base=590)	Combined (Base=6,395)
<b>Strongly support</b>	3%	35%	23%
<b>Somewhat support</b>	1%	21%	14%
<b>Half-half</b>	2%	14%	10%
<b>Somewhat oppose</b>	9%	6%	7%
<b>Strongly oppose</b>	<b>83%</b>	21%	43%
<b>Don't know / hard to say</b>	2%	3%	3%
<b>Mean<sup>[6]</sup></b>	1.3	3.5	2.7

[5] Include: pro-establishment camp supporters, centrist supporters, no political inclination / politically neutral / do not belong to any camp

[6] The mean value is calculated by quantifying all individual responses into 1, 2, 3, 4, 5 marks according to their degree of support level, where 1 is the lowest and 5 the highest, and then calculate the sample mean.

**Chart 3: Q3 Combined chart, by camp type**



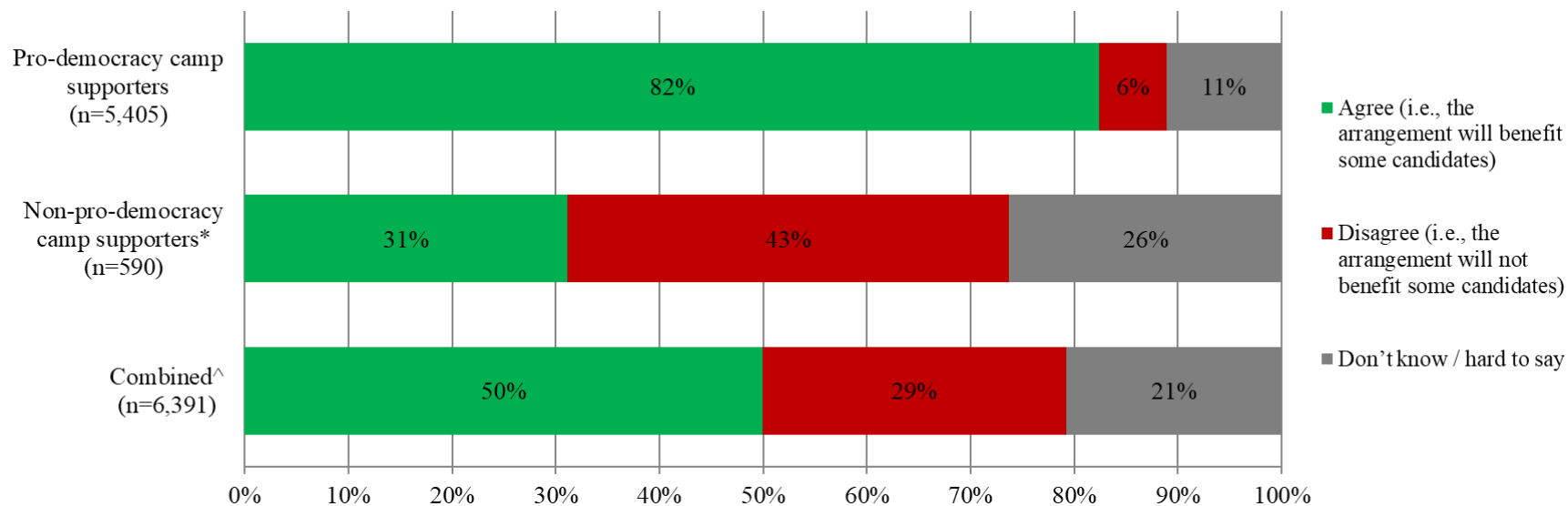
\* Include: pro-establishment camp supporters, centrist supporters, no political inclination / politically neutral / do not belong to any camp

**Table 6: Q4 Survey results, by camp type; Survey period: 29/11-2/12/2021**

Q4 The government plans to require people who are going to vote in polling stations at the border to register in advance. There is a view that this will <b>benefit candidates with organisational ties in Mainland China</b> . Do you agree or disagree with this point of view?	Pro-democracy camp supporters (Base=5,405)	Non-pro-democracy camp supporters <sup>[7]</sup> (Base=590)	Combined (Base=6,391)
<b>Agree (i.e., the arrangement will benefit some candidates)</b>	82%	31%	50%
<b>Disagree (i.e., the arrangement will not benefit some candidates)</b>	6%	43%	29%
<b>Don't know / hard to say</b>	11%	26%	21%

[7] Include: pro-establishment camp supporters, centrist supporters, no political inclination / politically neutral / do not belong to any camp

**Chart 4: Q4 Combined chart, by camp type**



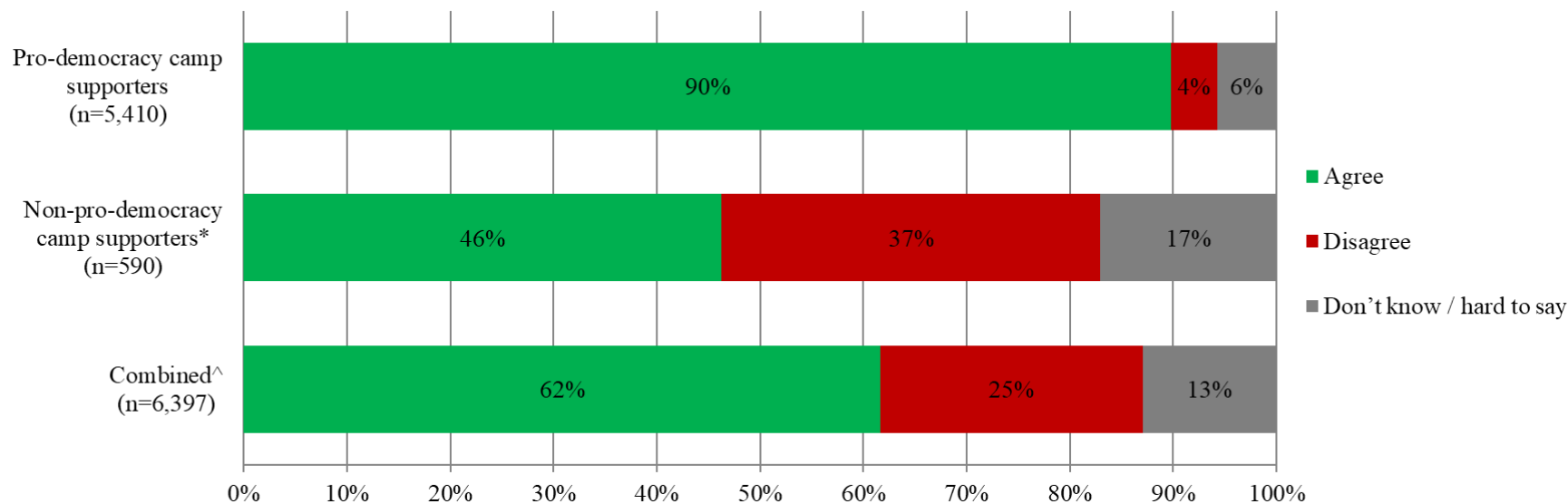
\* Include: pro-establishment camp supporters, centrist supporters, no political inclination / politically neutral / do not belong to any camp

**Table 7: Q5 Survey results, by camp type; Survey period: 29/11-2/12/2021**

Q5 There is a view that if election campaigns take place outside Hong Kong, law enforcement agencies in Hong Kong will not be able to investigate suspected violators. Do you agree or disagree with this point of view?	Pro-democracy camp supporters (Base=5,410)	Non-pro-democracy camp supporters <sup>[8]</sup> (Base=590)	Combined (Base=6,397)
<b>Agree</b>	<b>90%</b>	46%	<b>62%</b>
<b>Disagree</b>	4%	37%	25%
<b>Don't know / hard to say</b>	6%	17%	13%

[8] Include: pro-establishment camp supporters, centrist supporters, no political inclination / politically neutral / do not belong to any camp

**Chart 5: Q5 Combined chart, by camp type**



\* Include: pro-establishment camp supporters, centrist supporters, no political inclination / politically neutral / do not belong to any camp

# Appendices

**Appendix 1: Demographic profile of respondents**

Gender:	Pro-democracy camp supporters				Non-pro-democracy camp supporters #				Total			
	Raw sample		Weighted sample		Raw sample		Weighted sample		Raw sample		Weighted sample	
	Freq	%	Freq	%	Freq	%	Freq	%	Freq	%	Freq	%
Male	3,098	57.2%	653	31.3%	350	59.3%	2,216	56.6%	3,669	57.4%	3,061	47.9%
Female	2,305	42.6%	1,428	68.5%	239	40.5%	1,699	43.4%	2,710	42.4%	3,329	52.0%
Other	9	0.2%	5	0.2%	1	0.2%	1	<0.1%	14	0.2%	6	0.1%
Total	5,412	100.0%	2,087	100.0%	590	100.0%	3,916	100.0%	6,393	100.0%	6,396	100.0%
Missing case(s)	1		<1		0		0		7		4	

Age:	Pro-democracy camp supporters				Non-pro-democracy camp supporters #				Total			
	Raw sample		Weighted sample		Raw sample		Weighted sample		Raw sample		Weighted sample	
	Freq	%	Freq	%	Freq	%	Freq	%	Freq	%	Freq	%
18 - 29	767	14.2%	590	28.3%	41	6.9%	314	8.0%	874	13.7%	992	15.6%
30 - 39	1,356	25.1%	315	15.1%	112	19.0%	606	15.5%	1,550	24.4%	949	14.9%
40 - 49	1,355	25.1%	373	17.9%	125	21.2%	616	15.7%	1,573	24.7%	1,052	16.6%
50 - 59	1,211	22.4%	304	14.6%	169	28.6%	901	23.0%	1,461	23.0%	1,258	19.8%
60 or above	720	13.3%	503	24.1%	143	24.2%	1,479	37.8%	906	14.2%	2,103	33.1%
Total	5,409	100.0%	2,086	100.0%	590	100.0%	3,916	100.0%	6,364	100.0%	6,354	100.0%
Missing case(s)	4		1		0		0		36		46	

Education attainment:	Pro-democracy camp supporters				Non-pro-democracy camp supporters #				Total			
	Raw sample		Weighted sample		Raw sample		Weighted sample		Raw sample		Weighted sample	
	Freq	%	Freq	%	Freq	%	Freq	%	Freq	%	Freq	%
Primary or below	10	0.2%	2	0.1%	3	0.5%	30	0.8%	14	0.2%	32	0.5%
Secondary	819	15.1%	354	17.0%	132	22.4%	850	21.7%	983	15.9%	1,246	20.1%
Tertiary or above	4,579	84.7%	1,730	82.9%	453	77.0%	3,035	77.5%	5,182	83.9%	4,921	79.4%
Total	5,408	100.0%	2,085	100.0%	588	100.0%	3,914	100.0%	6,179	100.0%	6,199	100.0%
Missing case(s)	5		1		2		2		221		201	

Occupation:	Pro-democracy camp supporters				Non-pro-democracy camp supporters #				Total			
	Raw sample		Weighted sample		Raw sample		Weighted sample		Raw sample		Weighted sample	
	Freq	%	Freq	%	Freq	%	Freq	%	Freq	%	Freq	%
Administrators and professionals	2,222	41.1%	627	30.1%	214	36.4%	1,175	30.0%	2,490	40.3%	1,842	29.7%
Clerks and service workers	1,466	27.1%	617	29.6%	146	24.8%	1,011	25.8%	1,661	26.9%	1,650	26.6%
Workers	128	2.4%	27	1.3%	21	3.6%	63	1.6%	153	2.5%	91	1.5%
Students	183	3.4%	129	6.2%	8	1.4%	94	2.4%	196	3.2%	228	3.7%
Home-makers / housewives	222	4.1%	128	6.1%	19	3.2%	142	3.6%	249	4.0%	278	4.5%
Others	1,184	21.9%	556	26.7%	180	30.6%	1,429	36.5%	1,423	23.1%	2,109	34.0%
Total	5,405	100.0%	2,085	100.0%	588	100.0%	3,914	100.0%	6,172	100.0%	6,197	100.0%
Missing case(s)	8		2		2		2		228		203	



District:	Pro-democracy camp supporters				Non-pro-democracy camp supporters #				Total			
	Raw sample		Weighted sample		Raw sample		Weighted sample		Raw sample		Weighted sample	
	Freq	%	Freq	%	Freq	%	Freq	%	Freq	%	Freq	%
Central & Western	208	3.9%	48	2.4%	26	4.5%	174	4.7%	253	4.0%	232	3.8%
Wan Chai	127	2.4%	40	2.0%	12	2.1%	40	1.1%	143	2.3%	81	1.3%
Eastern	523	9.7%	123	6.0%	56	9.7%	395	10.6%	598	9.5%	524	8.6%
Southern	201	3.7%	61	3.0%	27	4.7%	103	2.8%	244	3.9%	170	2.8%
Yau Tsim Mong	203	3.8%	103	5.0%	21	3.6%	141	3.8%	237	3.8%	269	4.4%
Sham Shui Po	272	5.1%	73	3.6%	28	4.8%	167	4.5%	318	5.1%	247	4.0%
Kowloon City	279	5.2%	185	9.0%	29	5.0%	325	8.7%	329	5.2%	569	9.3%
Wong Tai Sin	281	5.2%	156	7.6%	30	5.2%	148	4.0%	331	5.3%	323	5.3%
Kwun Tong	378	7.0%	174	8.4%	45	7.8%	247	6.6%	450	7.2%	444	7.3%
Tsuen Wan	272	5.1%	76	3.7%	32	5.5%	305	8.2%	328	5.2%	402	6.6%
Tuen Mun	323	6.0%	118	5.7%	33	5.7%	79	2.1%	378	6.0%	205	3.4%
Yuen Long	362	6.7%	174	8.5%	53	9.2%	423	11.4%	440	7.0%	619	10.1%
North	173	3.2%	153	7.4%	16	2.8%	123	3.3%	203	3.2%	289	4.7%
Tai Po	251	4.7%	104	5.0%	22	3.8%	112	3.0%	286	4.6%	225	3.7%
Sai Kung	444	8.3%	140	6.8%	43	7.4%	245	6.6%	503	8.0%	392	6.4%
Sha Tin	638	11.9%	218	10.6%	59	10.2%	409	11.0%	733	11.7%	657	10.8%
Kwai Tsing	317	5.9%	87	4.2%	36	6.2%	174	4.7%	372	5.9%	310	5.1%
Islands	113	2.1%	25	1.2%	10	1.7%	113	3.0%	131	2.1%	140	2.3%
Total	5,365	100.0%	2,059	100.0%	578	100.0%	3,723	100.0%	6,277	100.0%	6,098	100.0%
Missing case(s)	48		28		12		193		123		302	

Political inclination:	Pro-democracy camp supporters				Non-pro-democracy camp supporters #				Total			
	Raw sample		Weighted sample		Raw sample		Weighted sample		Raw sample		Weighted sample	
	Freq	%	Freq	%	Freq	%	Freq	%	Freq	%	Freq	%
Pro-democracy camp	3,105	57.4%	1,272	61.0%	0	0.0%	0	0.0%	3,105	50.2%	1,272	20.5%
Pro-establishment camp	0	0.0%	0	0.0%	42	7.1%	718	18.3%	42	0.7%	718	11.6%
Localist	2,308	42.6%	815	39.0%	0	0.0%	0	0.0%	2,308	37.3%	815	13.1%
Centrist	0	0.0%	0	0.0%	199	33.7%	1,332	34.0%	199	3.2%	1,332	21.5%
Others	0	0.0%	0	0.0%	0	0.0%	0	0.0%	78	1.3%	119	1.9%
No political inclination / politically neutral / don't belong to any camp	0	0.0%	0	0.0%	349	59.2%	1,866	47.6%	349	5.6%	1,866	30.1%
Don't know / hard to say	0	0.0%	0	0.0%	0	0.0%	0	0.0%	100	1.6%	76	1.2%
Total	5,413	100.0%	2,087	100.0%	590	100.0%	3,916	100.0%	6,181	100.0%	6,198	100.0%
Missing case(s)	0		0		0		0		219		202	

Voted political camp in  
2019 District Council  
Election:

Pro-democracy camp supporters

Non-pro-democracy camp supporters #

Total

	Raw sample		Weighted sample		Raw sample		Weighted sample		Raw sample		Weighted sample	
	Freq	%	Freq	%	Freq	%	Freq	%	Freq	%	Freq	%
Democratic	5,223	96.5%	1,937	92.8%	384	65.1%	1,073	27.4%	5,949	93.0%	3,233	50.5%
Non-democratic	18	0.3%	67	3.2%	112	19.0%	2,143	54.7%	141	2.2%	2,300	35.9%
Did not vote / blank vote / void vote / don't know / hard to say / refuse to answer	127	2.3%	56	2.7%	83	14.1%	617	15.8%	239	3.7%	748	11.7%
Not a registered voter	45	0.8%	26	1.2%	11	1.9%	83	2.1%	71	1.1%	118	1.8%
Total	5,413	100.0%	2,087	100.0%	590	100.0%	3,916	100.0%	6,400	100.0%	6,400	100.0%

# Including pro-establishment camp supporters, centrist supporters, no political inclination / politically neutral / do not belong to any camp

**Appendix 2: Contact Information**

Total valid samples	6,400
Survey period	29/11-2/12/2021
Success rate	7.2%
Questionnaires sent out	89,394
Questionnaires received	6,967
Ineligible samples	175
Invalid samples	0
Incomplete samples	392
Standard error	0.6%
Sampling error	1.2%

### Appendix 3: Quantitative analyses of registered electors in Hong Kong

#### Q1 Survey results, by camp type; Survey period: 29/11-2/12/2021

Q1 Do you think there is any candidate in the geographical constituencies election of the Legislative Council Election that is worthy of your support?	Pro-democracy camp supporters	Non-pro-democracy camp supporters #	Total
	Percentages (Base=5,408)	Percentages (Base=590)	Percentages (Base=6,395)
Yes	4.6%	58.8%	39.8%
No	86.2%	21.6%	44.5%
Don't know / hard to say	9.3%	19.6%	15.7%
Total	100.0%	100.0%	100.0%
<i>Refuse to answer</i>	<i>1</i>	<i>0</i>	<i>1</i>

# Including pro-establishment camp supporters, centrist supporters, no political inclination / politically neutral / do not belong to any camp

**Q2 Survey results, by camp type; Survey period: 29/11-2/12/2021**

Q2 How much do you support or oppose allowing voters outside Hong Kong (including Mainland China and other countries) to vote in elections?	Pro-democracy camp supporters		Non-pro-democracy camp supporters #		Total	
	Percentages (Base=5,410)		Percentages (Base=590)		Percentages (Base=6,397)	
<b>Strongly support</b>	3.5%	}5.6%	28.4%	}53.9%	19.7%	}37.0%
<b>Somewhat support</b>	2.1%		25.6%		17.3%	
<b>Half-half</b>	9.8%		17.8%		14.5%	
<b>Somewhat oppose</b>	9.5%	}81.1%	8.5%	}26.2%	9.1%	}45.9%
<b>Strongly oppose</b>	71.6%		17.7%		36.8%	
<b>Don't know / hard to say</b>	3.5%		2.1%		2.6%	
Total	100.0%		100.0%		100.0%	
Mean values	1.5		3.4		2.7	
Standard error of mean	<0.1		<0.1		<0.1	
Median	1.0		4.0		3.0	
<i>Refuse to answer</i>	<1		0		<1	
<b>Net value (Support- Oppose)</b>	<b>-75.4%</b>		<b>+27.8%</b>		<b>-8.9%</b>	

# Including pro-establishment camp supporters, centrist supporters, no political inclination / politically neutral / do not belong to any camp

**Q3 Survey results, by camp type; Survey period: 29/11-2/12/2021**

Q3 The government plans to set up polling stations in the Frontier Closed Area to facilitate voters in Mainland China to vote in the Legislative Council Election on December 19. How much do you support or oppose this arrangement?	Pro-democracy camp supporters	Non-pro-democracy camp supporters #	Total
	Percentages	Percentages	Percentages
	(Base=5,408)	(Base=590)	(Base=6,395)
<b>Strongly support</b>	2.9%	35.5%	23.4%
<b>Somewhat support</b> } <b>Support</b>	1.2% } 4.2%	21.4% } 56.9%	14.3% } 37.8%
<b>Half-half</b>	2.5%	13.8%	10.0%
<b>Somewhat oppose</b>	8.5%	5.7%	6.7%
<b>Strongly oppose</b> } <b>Oppose</b>	83.0% } 91.5%	20.6% } 26.3%	43.0% } 49.6%
<b>Don't know / hard to say</b>	1.8%	3.1%	2.6%
Total	100.0%	100.0%	100.0%
Mean values	1.3	3.5	2.7
Standard error of mean	<0.1	<0.1	<0.1
Median	1.0	4.0	2.0
<i>Refuse to answer</i>	1	0	1
<b>Net value (Support- Oppose)</b>	<b>-87.3%</b>	<b>+30.6%</b>	<b>-11.9%</b>

# Including pro-establishment camp supporters, centrist supporters, no political inclination / politically neutral / do not belong to any camp

**Q4 Survey results, by camp type; Survey period: 29/11-2/12/2021**

Q4 The government plans to require people who are going to vote in polling stations at the border to register in advance. There is a view that this will benefit candidates with organisational ties in Mainland China. Do you agree or disagree with this point of view?	Pro-democracy camp supporters	Non-pro-democracy camp supporters #	Total
	Percentages	Percentages	Percentages
	(Base=5,405)	(Base=590)	(Base=6,391)
Agree (i.e., the arrangement will benefit some candidates)	82.4%	31.1%	50.0%
Disagree (i.e., the arrangement will not benefit some candidates)	6.5%	42.6%	29.2%
Don't know / hard to say	11.1%	26.3%	20.8%
Total	100.0%	100.0%	100.0%
<i>Refuse to answer</i>	2	0	2

# Including pro-establishment camp supporters, centrist supporters, no political inclination / politically neutral / do not belong to any camp

**Q5 Survey results, by camp type; Survey period: 29/11-2/12/2021**

Q5 There is a view that if election campaigns take place outside Hong Kong, law enforcement agencies in Hong Kong will not be able to investigate suspected violators. Do you agree or disagree with this point of view?	Pro-democracy camp supporters	Non-pro-democracy camp supporters #	Total
	Percentages	Percentages	Percentages
	(Base=5,410)	(Base=590)	(Base=6,397)
Agree	89.8%	46.3%	61.7%
Disagree	4.5%	36.6%	25.4%
Don't know / hard to say	5.8%	17.1%	13.0%
Total	100.0%	100.0%	100.0%
<i>Refuse to answer</i>	4	0	4

# Including pro-establishment camp supporters, centrist supporters, no political inclination / politically neutral / do not belong to any camp



## Appendix 4: Survey questionnaire (29/11-2/12/2021)

### We Hongkongers & Community Health Survey

Hong Kong Public Opinion Research Institute is politically neutral. We welcome different opinions. All personal data will be kept strictly confidential. You can fill in the questionnaire again to express your latest views. When we need to work on the data, your last submission will be used. For enquiries, please email us at [panel@pori.hk](mailto:panel@pori.hk).

Last updated: xxxx-xx-xx

Tentative next update: xxxx-xx-xx

**\*Required**

#### Eligibility Confirmation

**Are you a Hong Kong resident aged 12 or above (i.e., currently residing in Hong Kong)? \***

- Yes
- No

#### We Hongkongers Series

**Are you a registered voter?**

- Yes
- No  [Skip other questions in We Hongkongers Series](#)

**Have you ever voted in any Council Election?**

(Including Legislative Council, District Council, etc.)

- Yes
- No
- Don't remember

**Which political camp did you vote for in the 2019 District Council Election?**

- Candidate of pro-democracy camp, including localist
- Candidate of non-pro-democracy camp, including pro-establishment camp and centrist
- Don't know / hard to say
- Blank or invalid vote
- Did not vote ([was a registered voter of the election](#))
- Did not vote ([was not a registered voter of the election](#))

**This year's Legislative Council Election will be held on December 19, will you vote in the election?**

- Definitely will
- Probably will
- Probably won't
- Definitely won't
- Not yet decided
- Don't know / hard to say

### We Hongkongers Series

#### Do you know which of the 10 geographical constituencies do you belong to in the 2021 Legislative Council Election?

- Yes  [Show the next question](#)
- No / not sure  [Skip the next question](#)

#### Which geographical constituency is it?

- Hong Kong Island East  [Skip the next question](#)
- Hong Kong Island West  [Skip the next question](#)
- Kowloon East  [Skip the next question](#)
- Kowloon West  [Skip the next question](#)
- Kowloon Central  [Skip the next question](#)
- New Territories South East  [Skip the next question](#)
- New Territories North  [Skip the next question](#)
- New Territories North West  [Skip the next question](#)
- New Territories South West  [Skip the next question](#)
- New Territories North East  [Skip the next question](#)
- Don't know / not sure

#### Which of the 18 districts do you live in?

- |                              |   |  |
|------------------------------|---|--|
| ○ Central & Western District | ○ Kowloon City  | ○ North District   |
| ○ Wan Chai                   | ○ Wong Tai Sin <input type="checkbox"/> <a href="#">Follow up</a> | ○ Tai Po   |
| ○ Eastern District           | ○ Kwun Tong   | ○ Sai Kung   |
| ○ Southern District          | ○ Tsuen Wan   | ○ Sha Tin <input type="checkbox"/> <a href="#">Follow up</a> |
| ○ Yau Tsim Mong              | ○ Tuen Mun  | ○ Kwai Tsing   |
| ○ Sham Shui Po               | ○ Yuen Long <input type="checkbox"/> <a href="#">Follow up</a>    | ○ Islands  |

**Do you live in the south-eastern or north-western part of Wong Tai Sin? The south-eastern part includes areas around Choi Hung Estate and Ngau Chi Wan Village, areas around Choi Wan Estate and Choi Fai Estate, areas around Fung Shing Street, Kingsford Terrace and Sun Lai Garden, while other areas belong to the north-western part.**

- South-eastern part (areas around Choi Hung Estate and Ngau Chi Wan Village; areas around Choi Wan Estate and Choi Fai Estate; areas around Fung Shing Street; Kingsford Terrace; Sun Lai Garden)
- North-western part (other areas)
- Don't know / hard to say

**Do you live in the eastern or western part of Sha Tin? The eastern part includes Wu Kai Sha, Ma On Shan, Heng On, Tai Shui Hang, Yu Chui Court and Prima Villa, areas around Siu Lek Yuen, Kwong Yuen Estate, Hong Lam Court, Wong Nai Tau, but excludes Castello and Greenhill Villa, while other areas belong to the western part.**

- Eastern part (Wu Kai Sha; Ma On Shan; Heng On; Tai Shui Hang; Yu Chui Court and Prima Villa; areas around Siu Lek Yuen, Kwong Yuen Estate, Hong Lam Court, Wong Nai Tau, but excludes Castello and Greenhill Villa)
- Western part (other areas, including Shek Mun, Castello, Greenhill Villa)
- Don't know / hard to say

**Do you live closer to Yuen Long or Tin Shui Wai? Areas closer to Yuen Long include Long Ping, Shui Pin Wai, Ping Shan South, Hung Fuk Estate, Shap Pat Heung, Kam Sheung Road, Pat Heung; while areas closer to Tin Shui Wai include Ping Shan Central, Wang Chau, and areas around Fairview Park and San Tin.**

- Closer to Yuen Long, including Long Ping, Shui Pin Wai, Ping Shan South, Hung Fuk Estate, Shap Pat Heung, Kam Sheung Road, Pat Heung
- Closer to Tin Shui Wai, including Ping Shan Central, Wang Chau, and areas around Fairview Park and San Tin
- Don't know / hard to say

### **We Hongkongers Series**

**Do you think there is any candidate in the geographical constituencies election of the Legislative Council Election that is worthy of your support?**

- Yes
- No
- Don't know / hard to say

### **We Hongkongers Series**

**How much do you support or oppose allowing voters outside Hong Kong (including Mainland China and other countries) to vote in elections?**

- Strongly support
- Somewhat support
- Half-half

- Somewhat oppose
- Strongly oppose
- Don’t know / hard to say

**The government plans to set up polling stations in the Frontier Closed Area to facilitate voters in Mainland China to vote in the Legislative Council Election on December 19. How much do you support or oppose this arrangement?**

- Strongly support
- Somewhat support
- Half-half
- Somewhat oppose
- Strongly oppose
- Don’t know / hard to say

**The government plans to require people who are going to vote in polling stations at the border to register in advance. There is a view that this will benefit candidates with organisational ties in Mainland China. Do you agree or disagree with this point of view?**

- Agree (i.e., the arrangement will benefit some candidates)
- Disagree (i.e., the arrangement will not benefit some candidates)
- Don’t know / hard to say

**There is a view that if election campaigns take place outside Hong Kong, law enforcement agencies in Hong Kong will not be able to investigate suspected violators. Do you agree or disagree with this point of view?**

- Agree
- Disagree
- Don’t know / hard to say

## Community Health

**How likely do you think it is that you will contract novel coronavirus pneumonia over the next one month?**

(Please select the closest answer)

- |                                |              |                                |
|--------------------------------|--------------|--------------------------------|
| ○ 0% chance (Certainly not)    | ○ 20% chance | ○ 70% chance                   |
| ○ 0.001% chance (1 in 100,000) | ○ 25% chance | ○ 80% chance                   |
| ○ 0.01% chance (1 in 10,000)   | ○ 30% chance | ○ 90% chance                   |
| ○ 0.1% chance (1 in 1,000)     | ○ 35% chance | ○ 100% chance (Certainly will) |
| ○ 1% chance (1 in 100)         | ○ 40% chance | ○ _____ % chance               |
| ○ 5% chance (1 in 20)          | ○ 45% chance | ○ Don’t know / hard to say     |
| ○ 10% chance (1 in 10)         | ○ 50% chance |                                |

- 15% chance
- 60% chance

**How satisfied or dissatisfied are you with the government’s performance in handling novel coronavirus pneumonia?**

- Very much satisfied
- Somewhat satisfied
- Half-half
- Somewhat dissatisfied
- Very much dissatisfied
- Don’t know / hard to say

**Other Opinions**

**Please rate on a scale of 0 to 100 your extent of support to the Chief Executive Carrie Lam, with 0 indicating absolutely not supportive, 100 indicating absolutely supportive and 50 indicating half-half.**

**How would you rate the Chief Executive Carrie Lam?**

- \_\_\_\_\_
- Don’t know / hard to say

**Generally speaking, how satisfied or dissatisfied are you with the current ..... in Hong Kong?**

(Randomise the three conditions)

	Very much satisfied	Somewhat satisfied	Half-half	Somewhat dissatisfied	Very much dissatisfied	Don’t know / hard to say
Political condition						
Economic condition						
Livelihood condition						

**Other Opinions**

**Do you have any survey question to suggest for our surveys?**

(If you do not have any suggestion, please leave this space blank.)

---

**Do you have any message you want us to forward to your District Councillor or other locally known persons you name here? (Please provide their identities and your contacts)**

(The request you make here is not part of our study. We simply want to assist people who want to send a message to current or former District Councillor, new or senior community leaders, persons in charge of community organisations, and so on. If you do not have any suggestion, please leave this space blank.)

## Personal Information

**(Registered member)** This section is about personal information. If you have already provided relevant information in this survey series and have nothing to add or update, you may skip these questions. We will use the past data you provided in this survey series for analysis.

- I have already provided my personal information, and has nothing to add or update ([skip questions on personal information](#))
- Provide / update personal information now

### Gender

- Male
- Female
- Other

### Age

- \_\_\_\_\_ years old
- 12 - 14
- 15 - 17
- 18 - 19
- 20 - 24
- 25 - 29
- 30 - 34
- 35 - 39
- 40 - 44
- 45 - 49
- 50 - 54
- 55 - 59
- 60 - 64
- 65 - 69
- 70 or above

### Educational attainment

(The highest level attended, regardless of whether you have completed the course, including what you are attending)

- Primary or below
- Lower secondary (Secondary 1 to 3)
- Upper secondary (Secondary 4 to 7 / DSE / Yi Jin)
- Tertiary: non-degree course (including diploma / certificate / sub-degree course)
- Tertiary: bachelor degree course
- Tertiary: postgraduate school or above

### Occupation

(Owner / self-employed / freelance / part time / civil servant are not valid answers, please answer according to the job nature or content)

- Administrator and professional
- Clerical and service worker

- Production worker
- Student
- Home-maker / housewife
- Retired person
- Unemployed / between jobs / other non-employed
- Other: \_\_\_\_\_

**Which of the following best describes your political inclination?**

(Randomise the four camps)

- Localist
- Pro-democracy camp
- Centrist
- Pro-establishment camp
- Other: \_\_\_\_\_
- No political inclination / politically neutral / do not belong to any camp
- Don't know / hard to say

**Area of residence**

(If not yet answered earlier in the questionnaire)

- |                              |                |                  |
|------------------------------|----------------|------------------|
| ○ Central & Western District | ○ Kowloon City | ○ North District |
| ○ Wan Chai                   | ○ Wong Tai Sin | ○ Tai Po         |
| ○ Eastern District           | ○ Kwun Tong    | ○ Sai Kung       |
| ○ Southern District          | ○ Tsuen Wan    | ○ Sha Tin        |
| ○ Yau Tsim Mong              | ○ Tuen Mun     | ○ Kwai Tsing     |
| ○ Sham Shui Po               | ○ Yuen Long    | ○ Islands        |

**End of Questionnaire**

Thank you for completing the survey. For enquiries, please email us at [panel@pori.hk](mailto:panel@pori.hk).