



HONG KONG PUBLIC OPINION RESEARCH INSTITUTE
香港民意研究所

Hong Kong Public Opinion Program of Hong Kong Public Opinion Research Institute

PopPanel Research Report No. 113 cum “We Hongkongers” Research Report No. 77

Survey Date: 23 to 25 November 2021

Release Date: 26 November 2021

Copyright of this report was generated by the Hong Kong Public Opinion Program (HKPOP) and opened to the world. HKPOP proactively promotes open data, open technology and the free flow of ideas, knowledge and information. The predecessor of HKPOP was the Public Opinion Programme at The University of Hong Kong (HKUPOP). “POP” in this publication may refer to HKPOP or HKUPOP as the case may be.

Research Background

“We Hongkongers” is an initiative advocated by Hong Kong Public Opinion Program (HKPOP) of Hong Kong Public Opinion Research Institute (HKPORI), with the support of many members of the civic society. With reference to the petition website “We the People” hosted by the White House of the United States, “We Hongkongers” aims to reflect public sentiment by conducting scientific research on any issues raised by Hong Kong citizens: https://www.pori.hk/wehongkongers_factsheet_20191017_chi.

“We Hongkongers” Project officially started on 17 October 2019, in the form of intensive rolling surveys. A total of 12 reports were published as of 23 December 2019. In mid-May 2020, in response to the rapid changes in Hong Kong’s political and public sentiment, HKPOP redeveloped the “We Hongkongers” Project. Coupled with the rapid development of the “HKPOP Panel” established by PORI in July 2019, PORI decided to launch the “We Hongkongers Panel Survey” to further strengthen interaction with the public and as well as collect and analyze public opinion and there are 29 reports in total. In January 2021, PORI redeveloped the “We Hongkongers” Project again to strengthen the cooperation with non-governmental organizations, civil society organizations, concern groups and professional organizations, and the results will be released in the form of mini-forums to initiate policy discussions.

This report also represents Report No. 113 under HKPOP Panel survey series, as well as Report No. 77 under the “We Hongkongers” Project Series. The research is co-organized with the Election Observation Project on the theme “Attention to the Legislative Council election and preliminary voting intention”.

HKPOP sent out emails to all panel members at the beginning of the survey, inviting them to fill in the questionnaire at the designated online platform. Members were allowed to make repeated submissions, while only the last submission of each individual member would be used for analysis.

Contact Information

Herewith the contact information of the “We Hongkongers” Panel Survey:

Table 1: Detailed Contact Information

Survey method	Online survey
Target population	HKPOP Panel samples, namely Hong Kong People Representative Panel (Probability-based Panel) and Hong Kong People Volunteer Panel (Non-probability-based Panel)
Weighting method	The figures are rim-weighted according to 1) age and sex profile of registered electors and the distribution by geographical constituencies from 2021 Final Register provided by the Registration and Electoral Office; 2) rating distribution of Chief Executive and political inclination distribution of registered electors from regular tracking surveys.
Date of survey	23 November, 3pm – 25 November, 3pm
Total sample size	5,496
Response rate	6.2%
Sampling error ^[1]	Sampling error of percentages at +/-1% at 95% confidence level

[1] All error figures in this release are calculated at 95% confidence level. “95% confidence level” means that if we were to repeat a certain survey 100 times with different random samples, we would expect 95 times having the population parameter within the respective error margins calculated. Because of sampling errors, when quoting percentages, journalists should refrain from reporting decimal places, whereas one decimal place can be used when quoting rating figures.

PopPanel Composition

Regarding data collection, survey data from both the Hong Kong People Representative Panel and Hong Kong People Volunteer Panel were collected in the form of online questionnaire.

Among them, the Hong Kong People Representative Panel comes from members of the “HKPOP Panel” recruited in regular random telephone surveys. HKPOP uses “HKPOP Panel” as a framework for conducting surveys for different research projects, any eligible family member in the household may be invited to participate in a specific research.

Meanwhile, members of the Hong Kong People Volunteer Panel are recruited online. Citizens only need to self-register in HKPOP website to participate in online questionnaires.

All panel data collected will be adjusted using rim-weighting, to minimize the effects of self-selection bias or participation bias. Details are documented in the Weighting Procedure section.

Response Rate

HKPOP adopts a set of contact definition in compliance with most international standards. Historically, the social research community in Hong Kong has developed its own set of contact rates, cooperation rates, response rates, and so on. HKPOP normally reports the "success rate" for online surveys.

The calculation of the success rates in this study refers to the following tables.

Table 2: Calculation of success rate of the HKPOP Panel (by HKPOP definition)

Success rate		
=	$\frac{\text{Successful cases}}{\text{Panel size of the HKPOP Panel}}$	x 100.0%
=	$\frac{5,496}{89,068}$	x 100.0%
=	6.2%	

Weighting Procedure

HKPOP has continuously adopted and enhanced its weighting method over the past few decades. For this survey, HKPOP adopts a “2 by 5 by 10 by 4 by 5” weighting procedure involving five variables, namely, gender, age, electors by geographical constituencies, political inclination and rating of Chief Executive. Basically, the raw data of practically all random telephone surveys conducted by HKPOP are rim-weighted by the figures obtained from the Hong Kong Census and Statistics Department and/or Registration and Electoral Office so that the marginal distribution of the sample in terms of gender, age and electors by geographical constituencies would match with that of the general population figures from the Registration and Electoral Office. The marginal distribution of the sample in terms of political inclination and “rating of Chief Executive” would match that of the general population in HKPOP’s regular tracking surveys. This rim-weighting method (sometimes called raking) is found to be the most practicable method in processing HKPOP’s survey data.

Specifically, the gender and age groupings used for weighting are as follows:

- Male 18-29
- Male 30-39
- Male 40-49
- Male 50-59
- Male 60 or above
- Female 18-29
- Female 30-39
- Female 40-49
- Female 50-59
- Female 60 or above

The groupings for electors by geographical constituencies used for weighting are as follows:

- Hong Kong Island East
- Hong Kong Island West
- Kowloon East
- Kowloon West
- Kowloon Central
- New Territories South East
- New Territories North
- New Territories North West
- New Territories South West
- New Territories North East

The political inclination groupings used for weighting are as follows:

- Incline towards the pro-democracy camp
- Incline towards the pro-establishment camp
- Incline towards the centrist
- No political inclination / politically neutral / don’t belong to any camp

The “rating of Chief Executive” groupings used for weighting are as follows:

- 0 mark
- 1-49 marks
- 50 marks
- 51-99 marks
- 100 marks

Quantitative Analysis Results

Quantitative analysis results of the “We Hongkongers” Panel Survey, after applying the standard weighting procedures, are as follows, all questions listed hereby are opinion questions:

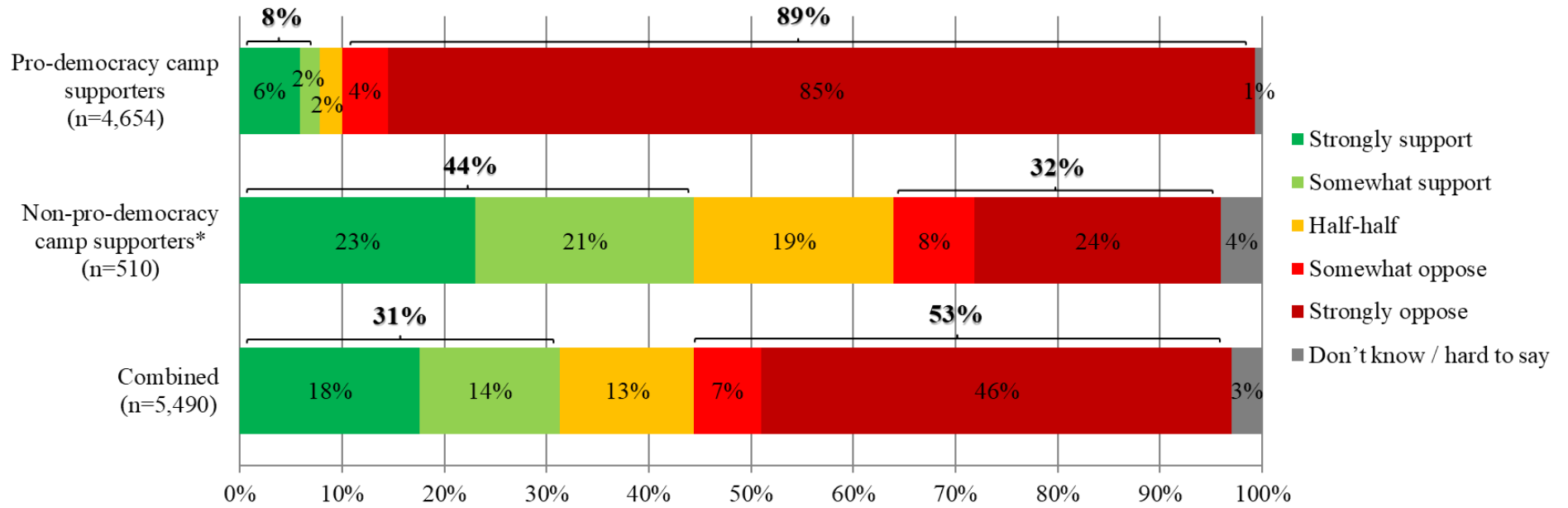
Table 3: Q1 Survey results, by camp type; Survey period: 23-25/11/2021

Q1 How much do you support or oppose the new electoral system of the Legislative Council?	Pro-democracy camp supporters (Base=4,654)	Non-pro-democracy camp supporters^[2] (Base=510)	Combined (Base=5,490)
Strongly support	6%	23%	18%
Somewhat support	2%	21%	14%
Half-half	2%	19%	13%
Somewhat oppose	4%	8%	7%
Strongly oppose	85%	24%	46%
Don't know / hard to say	1%	4%	3%
Mean^[3]	1.4	3.1	2.5

[2] Include: pro-establishment camp supporters, centrist supporters, no political inclination / politically neutral / do not belong to any camp

[3] The mean value is calculated by quantifying all individual responses into 1, 2, 3, 4, 5 marks according to their degree of support level, where 1 is the lowest and 5 the highest, and then calculate the sample mean.

Chart 1: Q1 Combined chart, by camp type



* Include: pro-establishment camp supporters, centrist supporters, no political inclination / politically neutral / do not belong to any camp

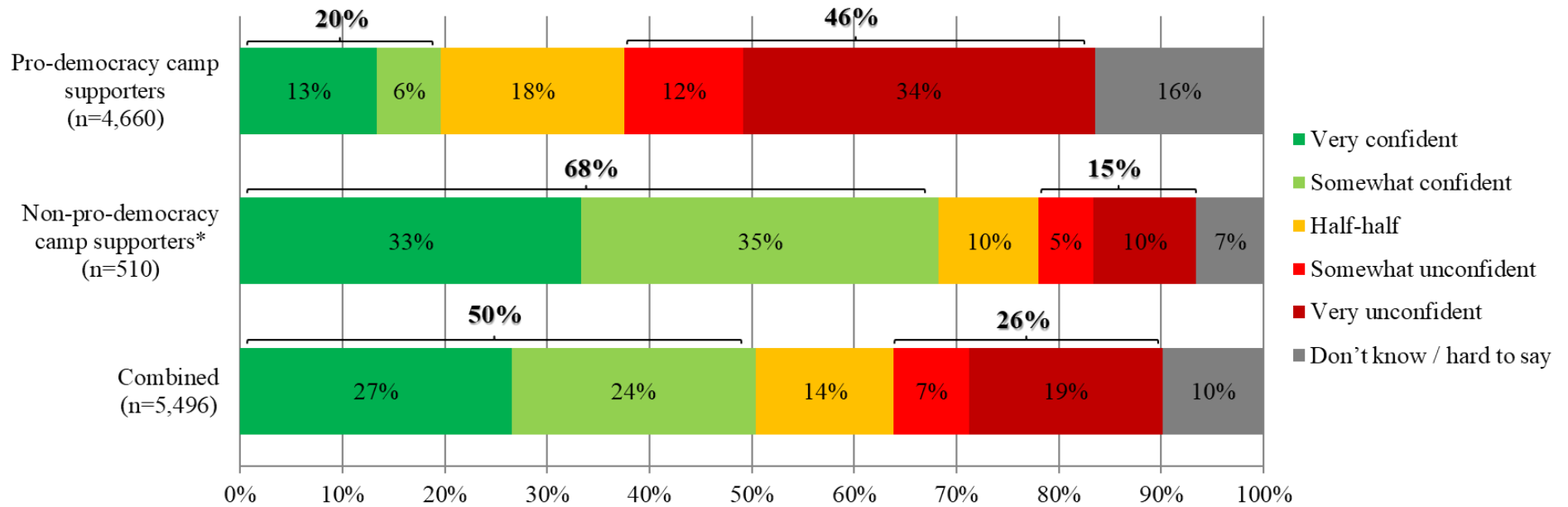
Table 4: Q2 Survey results, by camp type; Survey period: 23-25/11/2021

Q2 How confident are you in the anti-epidemic measures in polling stations?	Pro-democracy camp supporters (Base=4,660)	Non-pro-democracy camp supporters ^[4] (Base=510)	Combined (Base=5,496)
Very confident	13%	33%	27%
Somewhat confident	6%	35%	24%
Half-half	18%	10%	14%
Somewhat unconfident	12%	5%	7%
Very unconfident	34%	10%	19%
Don't know / hard to say	16%	7%	10%
Mean^[5]	2.4	3.8	3.4

[4] Include: pro-establishment camp supporters, centrist supporters, no political inclination / politically neutral / do not belong to any camp

[5] The mean value is calculated by quantifying all individual responses into 1, 2, 3, 4, 5 marks according to their degree of confidence level, where 1 is the lowest and 5 the highest, and then calculate the sample mean.

Chart 2: Q2 Combined chart, by camp type



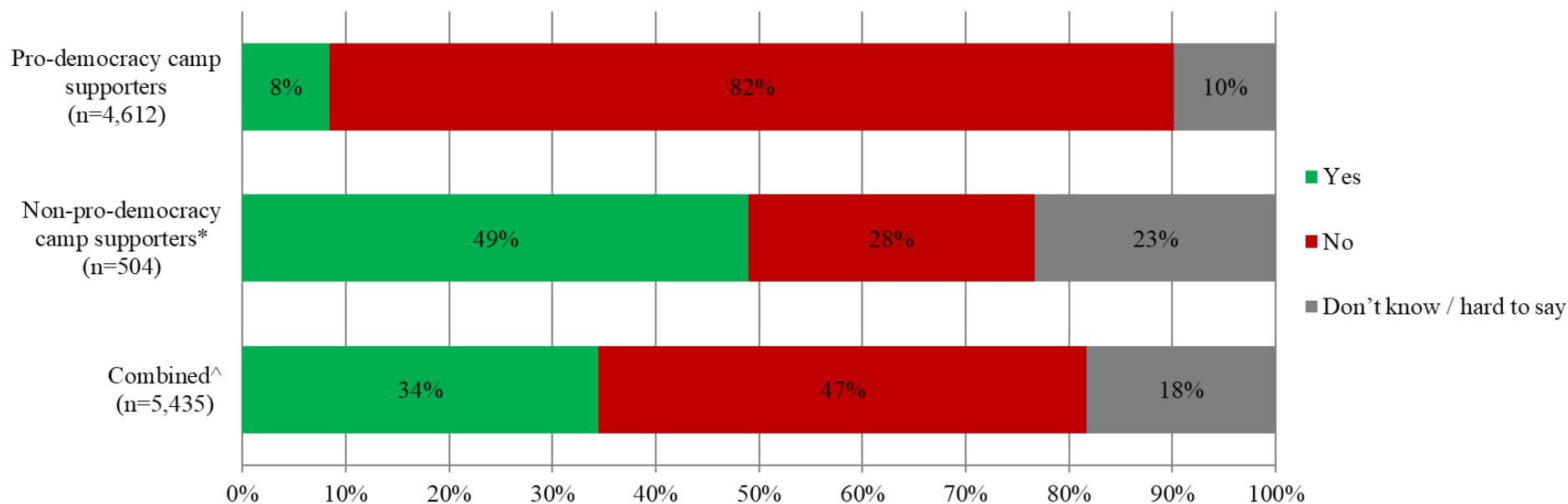
* Include: pro-establishment camp supporters, centrist supporters, no political inclination / politically neutral / do not belong to any camp

Table 5: Q3 Survey results, by camp type; Survey period: 23-25/11/2021

Q3 Do you think there is any candidate in the geographical constituencies election of the Legislative Council Election that is worthy of your support?	Pro-democracy camp supporters (Base=4,612)	Non-pro-democracy camp supporters^[6] (Base=504)	Combined (Base=5,435)
Yes	8%	49%	34%
No	82%	28%	47%
Don't know / hard to say	10%	23%	18%

[6] Include: pro-establishment camp supporters, centrist supporters, no political inclination / politically neutral / do not belong to any camp

Chart 3: Q3 Combined chart, by camp type

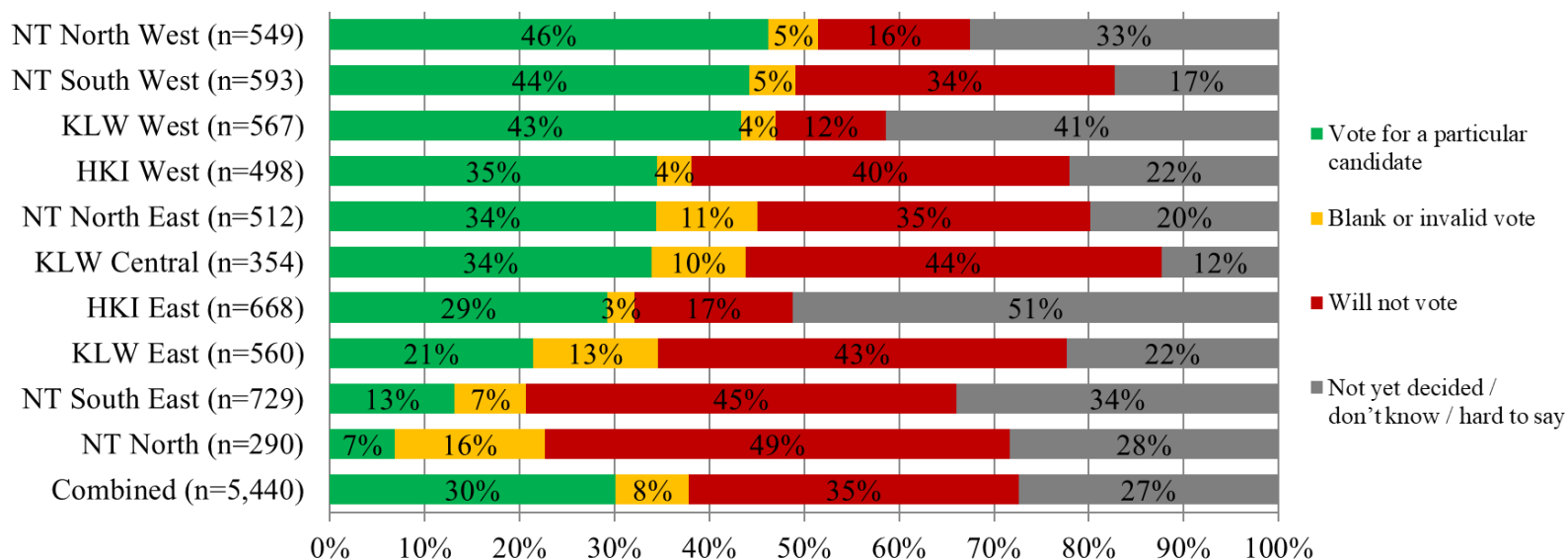


* Include: pro-establishment camp supporters, centrist supporters, no political inclination / politically neutral / do not belong to any camp

Table 6: Q4 Survey results, by camp type; Survey period: 23-25/11/2021

Q4 How do you incline to vote in the Legislative Council Election to be held in December?	HKI East (n=668)	HKI West (n=498)	KLW East (n=560)	KLW West (n=567)	KLW Central (n=354)	NT South East (n=729)	NT North (n=290)	NT North West (n=549)	NT South West (n=593)	NT North East (n=512)	Combined (n=5,440)
Vote for a particular candidate	29%	35%	21%	43%	34%	13%	7%	46%	44%	34%	30%
Blank or invalid vote	3%	4%	13%	4%	10%	7%	16%	5%	5%	11%	8%
Will not vote	17%	40%	43%	12%	44%	45%	49%	16%	34%	35%	35%
Not yet decided / don't know / hard to say	51%	22%	22%	41%	12%	34%	28%	33%	17%	20%	27%

Chart 4: Q4 Combined chart, by camp type



Appendices

Appendix 1: Demographic profile of respondents

Gender:	Pro-democracy camp supporters				Non-pro-democracy camp supporters #				Total			
	Raw sample		Weighted sample		Raw sample		Weighted sample		Raw sample		Weighted sample	
	Freq	%	Freq	%	Freq	%	Freq	%	Freq	%	Freq	%
Male	2,647	56.8%	649	36.1%	290	56.9%	1,814	53.8%	3,130	57.0%	2,636	48.0%
Female	2,006	43.0%	1,148	63.9%	220	43.1%	1,559	46.2%	2,355	42.9%	2,859	52.0%
Other	7	0.2%	1	<0.1%	0	0.0%	0	0.0%	9	0.2%	1	<0.1%
Total	4,660	100.0%	1,797	100.0%	510	100.0%	3,373	100.0%	5,494	100.0%	5,496	100.0%
Missing case(s)	0		0		0		0		2		<1	

Age:	Pro-democracy camp supporters				Non-pro-democracy camp supporters #				Total			
	Raw sample		Weighted sample		Raw sample		Weighted sample		Raw sample		Weighted sample	
	Freq	%	Freq	%	Freq	%	Freq	%	Freq	%	Freq	%
18 - 29	687	14.8%	540	30.0%	34	6.7%	246	7.3%	765	14.0%	849	15.6%
30 - 39	1,166	25.0%	271	15.1%	93	18.2%	512	15.2%	1,342	24.6%	816	15.0%
40 - 49	1,120	24.1%	269	15.0%	111	21.8%	583	17.3%	1,319	24.1%	900	16.5%
50 - 59	1,059	22.7%	271	15.1%	138	27.1%	715	21.2%	1,257	23.0%	1,081	19.8%
60 or above	624	13.4%	446	24.8%	134	26.3%	1,316	39.0%	780	14.3%	1,807	33.1%
Total	4,656	100.0%	1,797	100.0%	510	100.0%	3,373	100.0%	5,463	100.0%	5,453	100.0%
Missing case(s)	4		<1		0		0		33		43	

Education attainment:	Pro-democracy camp supporters				Non-pro-democracy camp supporters #				Total			
	Raw sample		Weighted sample		Raw sample		Weighted sample		Raw sample		Weighted sample	
	Freq	%	Freq	%	Freq	%	Freq	%	Freq	%	Freq	%
Primary or below	7	0.2%	2	0.1%	5	1.0%	51	1.5%	12	0.2%	53	1.0%
Secondary	699	15.0%	247	13.7%	113	22.2%	721	21.4%	836	15.7%	1,001	18.8%
Tertiary or above	3,952	84.8%	1,548	86.1%	391	76.8%	2,598	77.1%	4,480	84.1%	4,282	80.2%
Total	4,658	100.0%	1,797	100.0%	509	100.0%	3,370	100.0%	5,328	100.0%	5,335	100.0%
Missing case(s)	2		<1		1		3		168		161	

Occupation:	Pro-democracy camp supporters				Non-pro-democracy camp supporters #				Total			
	Raw sample		Weighted sample		Raw sample		Weighted sample		Raw sample		Weighted sample	
	Freq	%	Freq	%	Freq	%	Freq	%	Freq	%	Freq	%
Administrators and professionals	1,899	40.8%	555	30.9%	173	33.9%	971	28.8%	2,127	40.0%	1,587	29.8%
Clerks and service workers	1,277	27.5%	494	27.5%	130	25.5%	744	22.1%	1,453	27.3%	1,281	24.0%
Workers	103	2.2%	15	0.8%	20	3.9%	120	3.6%	128	2.4%	136	2.6%
Students	167	3.6%	114	6.4%	8	1.6%	96	2.8%	180	3.4%	212	4.0%
Home-makers / housewives	200	4.3%	102	5.7%	20	3.9%	175	5.2%	229	4.3%	290	5.4%
Others	1,005	21.6%	515	28.7%	159	31.2%	1,267	37.6%	1,202	22.6%	1,827	34.2%
Total	4,651	100.0%	1,794	100.0%	510	100.0%	3,373	100.0%	5,319	100.0%	5,333	100.0%
Missing case(s)	9		3		0		0		177		163	

District:	Pro-democracy camp supporters				Non-pro-democracy camp supporters #				Total			
	Raw sample		Weighted sample		Raw sample		Weighted sample		Raw sample		Weighted sample	
	Freq	%	Freq	%	Freq	%	Freq	%	Freq	%	Freq	%
Central & Western	184	4.0%	58	3.2%	19	3.8%	116	3.5%	216	4.0%	184	3.4%
Wan Chai	120	2.6%	19	1.0%	21	4.2%	158	4.8%	145	2.7%	177	3.3%
Eastern	461	10.0%	74	4.1%	63	12.5%	303	9.2%	538	9.9%	381	7.1%
Southern	161	3.5%	50	2.8%	22	4.4%	105	3.2%	197	3.6%	162	3.0%
Yau Tsim Mong	194	4.2%	59	3.3%	20	4.0%	126	3.8%	225	4.1%	199	3.7%
Sham Shui Po	242	5.2%	25	1.4%	28	5.5%	159	4.8%	289	5.3%	187	3.5%
Kowloon City	243	5.3%	150	8.4%	29	5.7%	303	9.2%	296	5.5%	478	8.9%
Wong Tai Sin	241	5.2%	143	8.0%	27	5.3%	130	3.9%	284	5.2%	288	5.4%
Kwun Tong	327	7.1%	187	10.5%	34	6.7%	155	4.7%	381	7.0%	355	6.6%
Tsuen Wan	218	4.7%	50	2.8%	26	5.1%	222	6.7%	262	4.8%	281	5.2%
Tuen Mun	278	6.0%	57	3.2%	31	6.1%	126	3.8%	325	6.0%	192	3.6%
Yuen Long	294	6.4%	164	9.2%	38	7.5%	394	12.0%	356	6.6%	571	10.6%
North	158	3.4%	149	8.4%	11	2.2%	65	2.0%	181	3.3%	239	4.4%
Tai Po	204	4.4%	98	5.5%	21	4.2%	161	4.9%	240	4.4%	280	5.2%
Sai Kung	379	8.2%	143	8.0%	30	5.9%	206	6.3%	434	8.0%	363	6.8%
Sha Tin	562	12.1%	203	11.4%	45	8.9%	339	10.3%	634	11.7%	578	10.8%
Kwai Tsing	263	5.7%	127	7.1%	29	5.7%	150	4.6%	306	5.6%	342	6.4%
Islands	99	2.1%	28	1.6%	11	2.2%	78	2.4%	116	2.1%	108	2.0%
Total	4,628	100.0%	1,785	100.0%	505	100.0%	3,295	100.0%	5,425	100.0%	5,364	100.0%
Missing case(s)	32		12		5		78		71		132	

Political inclination:	Pro-democracy camp supporters				Non-pro-democracy camp supporters #				Total			
	Raw sample		Weighted sample		Raw sample		Weighted sample		Raw sample		Weighted sample	
	Freq	%	Freq	%	Freq	%	Freq	%	Freq	%	Freq	%
Pro-democracy camp	2,664	57.2%	1,081	60.2%	0	0.0%	0	0.0%	2,664	50.0%	1,081	20.3%
Pro-establishment camp	0	0.0%	0	0.0%	23	4.5%	481	14.3%	23	0.4%	481	9.0%
Localist	1,996	42.8%	716	39.8%	0	0.0%	0	0.0%	1,996	37.5%	716	13.4%
Centrist	0	0.0%	0	0.0%	193	37.8%	1,195	35.4%	193	3.6%	1,195	22.4%
Others	0	0.0%	0	0.0%	0	0.0%	0	0.0%	61	1.1%	72	1.3%
No political inclination / politically neutral / don't belong to any camp	0	0.0%	0	0.0%	294	57.6%	1,697	50.3%	294	5.5%	1,697	31.8%
Don't know / hard to say	0	0.0%	0	0.0%	0	0.0%	0	0.0%	93	1.7%	90	1.7%
Total	4,660	100.0%	1,797	100.0%	510	100.0%	3,373	100.0%	5,324	100.0%	5,331	100.0%
Missing case(s)	0		0		0		0		172		165	

Voted political camp in
2019 District Council
Election:

Pro-democracy camp supporters

Non-pro-democracy camp supporters #

Total

	Raw sample		Weighted sample		Raw sample		Weighted sample		Raw sample		Weighted sample	
	Freq	%	Freq	%	Freq	%	Freq	%	Freq	%	Freq	%
Democratic	4,490	96.4%	1,596	88.8%	340	66.7%	967	28.7%	5,111	93.0%	2,742	49.9%
Non-democratic	21	0.5%	86	4.8%	97	19.0%	1,966	58.3%	126	2.3%	2,145	39.0%
Did not vote / blank vote / void vote / don't know / hard to say / refuse to answer	106	2.3%	91	5.1%	67	13.1%	395	11.7%	198	3.6%	519	9.4%
Not a registered voter	43	0.9%	23	1.3%	6	1.2%	45	1.3%	61	1.1%	90	1.6%
Total	4,660	100.0%	1,797	100.0%	510	100.0%	3,373	100.0%	5,496	100.0%	5,496	100.0%

Including pro-establishment camp supporters, centrist supporters, no political inclination / politically neutral / do not belong to any camp

Appendix 2: Contact Information

Total valid samples	5,496
Survey period	23-25/11/2021
Success rate	6.2%
Questionnaires sent out	89,068
Questionnaires received	6,061
Ineligible samples	207
Invalid samples	0
Incomplete samples	358
Standard error	0.7%
Sampling error	1.3%

Appendix 3: Quantitative analyses of registered electors in Hong Kong

Q1 Survey results, by camp type; Survey period: 23-25/11/2021

Q1 How much do you support or oppose the new electoral system of the Legislative Council?	Pro-democracy camp supporters		Non-pro-democracy camp supporters #		Total	
	Percentages (Base=4,654)		Percentages (Base=510)		Percentages (Base=5,490)	
Strongly support	5.8%	}7.8%	23.0%	}44.4%	17.5%	}31.3%
Somewhat support	2.0%		21.4%		13.8%	
Half-half	2.2%		19.5%		13.1%	
Somewhat oppose	4.5%	}89.2%	8.0%	}32.1%	6.6%	}52.6%
Strongly oppose	84.8%		24.1%		46.0%	
Don't know / hard to say	0.8%		4.1%		3.0%	
Total	100.0%		100.0%		100.0%	
Mean values	1.4		3.1		2.5	
Standard error of mean	<0.1		<0.1		<0.1	
Median	1.0		3.0		2.0	
<i>Refuse to answer</i>	1		0		1	
Net value (Support- Oppose)	-81.4%		+12.4%		-21.3%	

Including pro-establishment camp supporters, centrist supporters, no political inclination / politically neutral / do not belong to any camp

Q2 Survey results, by camp type; Survey period: 23-25/11/2021

Q2 How confident are you in the anti-epidemic measures in polling stations?	Pro-democracy camp supporters	Non-pro-democracy camp supporters #	Total
	Percentages (Base=4,660)	Percentages (Base=510)	Percentages (Base=5,496)
Very confident	13.4%	33.3%	26.5%
Somewhat confident } Confident	6.2% } 19.6%	34.9% } 68.2%	23.8% } 50.4%
Half-half	18.0%	9.8%	13.5%
Somewhat unconfident	11.6%	5.3%	7.3%
Very unconfident } Unconfident	34.4% } 46.0%	10.1% } 15.4%	18.9% } 26.2%
Don't know / hard to say	16.5%	6.6%	9.9%
Total	100.0%	100.0%	100.0%
Mean values	2.4	3.8	3.4
Standard error of mean	<0.1	<0.1	<0.1
Median	2.0	4.0	4.0
<i>Refuse to answer</i>	0	0	<1
Net value (Confident- Unconfident)	-26.4%	+52.8%	+24.1%

Including pro-establishment camp supporters, centrist supporters, no political inclination / politically neutral / do not belong to any camp

Q3 Survey results, by camp type; Survey period: 23-25/11/2021

Q3 Do you think there is any candidate in the geographical constituencies election of the Legislative Council Election that is worthy of your support?	Pro-democracy camp supporters	Non-pro-democracy camp supporters #	Total
	Percentages	Percentages	Percentages
	(Base=4,612)	(Base=504)	(Base=5,435)
Yes	8.5%	49.0%	34.5%
No	81.7%	21.7%	47.2%
Don't know / hard to say	9.8%	23.3%	18.3%
Total	100.0%	100.0%	100.0%
<i>Refuse to answer</i>	20	59	85

Including pro-establishment camp supporters, centrist supporters, no political inclination / politically neutral / do not belong to any camp

Q4a Survey results, by camp type; Survey period: 23-25/11/2021

Q4a How do you incline to vote in the Legislative Council Election to be held in December? [Hong Kong Island East (Eastern District & Wan Chai)]	Pro-democracy camp supporters	Non-pro-democracy camp supporters #	Total
	Percentages	Percentages	Percentages
	(Base=562)	(Base=83)	(Base=668)
Vote for a particular candidate	2.3%	35.4%	29.3%
Blank or invalid vote	14.0%	0.1%	2.8%
Will not vote	55.6%	7.8%	16.7%
Not yet decided / don't know / hard to say	28.1%	56.7%	51.2%
Total	100.0%	100.0%	100.0%
<i>Refuse to answer</i>	1	35	37

Including pro-establishment camp supporters, centrist supporters, no political inclination / politically neutral / do not belong to any camp

Q4b Survey results, by camp type; Survey period: 23-25/11/2021

Q4b How do you incline to vote in the Legislative Council Election to be held in December? [Hong Kong Island West (Central & Western District, Southern District & Islands)]	Pro-democracy camp supporters	Non-pro-democracy camp supporters #	Total
	Percentages	Percentages	Percentages
	(Base=417)	(Base=47)	(Base=498)
Vote for a particular candidate	4.9%	50.3%	34.5%
Blank or invalid vote	8.6%	1.2%	3.6%
Will not vote	77.5%	20.9%	39.9%
Not yet decided / don't know / hard to say	9.0%	21.5%	22.0%
Total	100.0%	100.0%	100.0%
<i>Refuse to answer</i>	2	8	10

Including pro-establishment camp supporters, centrist supporters, no political inclination / politically neutral / do not belong to any camp

Q4c Survey results, by camp type; Survey period: 23-25/11/2021

Q4c How do you incline to vote in the Legislative Council Election to be held in December? [Kowloon East (Kwun Tong & south-eastern part of Wong Tai Sin)]	Pro-democracy camp supporters	Non-pro-democracy camp supporters #	Total
	Percentages	Percentages	Percentages
	(Base=472)	(Base=49)	(Base=560)
Vote for a particular candidate	13.6%	32.5%	21.4%
Blank or invalid vote	10.6%	15.7%	13.2%
Will not vote	56.9%	24.9%	43.1%
Not yet decided / don't know / hard to say	18.8%	26.9%	22.3%
Total	100.0%	100.0%	100.0%
<i>Refuse to answer</i>	2	0	2

Including pro-establishment camp supporters, centrist supporters, no political inclination / politically neutral / do not belong to any camp

Q4d Survey results, by camp type; Survey period: 23-25/11/2021

Q4d How do you incline to vote in the Legislative Council Election to be held in December? [Kowloon West (Yau Tsim Mong & Sham Shui Po)]	Pro-democracy camp supporters	Non-pro-democracy camp supporters #	Total
	Percentages	Percentages	Percentages
	(Base=476)	(Base=54)	(Base=567)
Vote for a particular candidate	21.9%	51.6%	43.3%
Blank or invalid vote	5.7%	2.5%	3.7%
Will not vote	28.7%	3.8%	11.6%
Not yet decided / don't know / hard to say	37.6%	42.2%	41.4%
Total	100.0%	100.0%	100.0%
<i>Refuse to answer</i>	<i>1</i>	<i>0</i>	<i>1</i>

Including pro-establishment camp supporters, centrist supporters, no political inclination / politically neutral / do not belong to any camp

Q4e Survey results, by camp type; Survey period: 23-25/11/2021

Q4e How do you incline to vote in the Legislative Council Election to be held in December? [Kowloon Central (Kowloon City & north-western part of Wong Tai Sin)]	Pro-democracy camp supporters	Non-pro-democracy camp supporters #	Total
	Percentages	Percentages	Percentages
	(Base=300)	(Base=35)	(Base=354)
Vote for a particular candidate	1.2%	56.4%	33.9%
Blank or invalid vote	20.7%	3.3%	9.9%
Will not vote	69.5%	21.7%	43.9%
Not yet decided / don't know / hard to say	8.6%	12.5%	12.3%
Total	100.0%	100.0%	100.0%
<i>Refuse to answer</i>	<i>5</i>	<i>0</i>	<i>5</i>

Including pro-establishment camp supporters, centrist supporters, no political inclination / politically neutral / do not belong to any camp

Q4f Survey results, by camp type; Survey period: 23-25/11/2021

Q4f How do you incline to vote in the Legislative Council Election to be held in December? [New Territories South East (Sai Kung & eastern part of Sha Tin)]	Pro-democracy camp supporters	Non-pro-democracy camp supporters #	Total
	Percentages	Percentages	Percentages
	(Base=641)	(Base=46)	(Base=729)
Vote for a particular candidate	1.2%	22.5%	13.2%
Blank or invalid vote	14.8%	2.6%	7.5%
Will not vote	71.8%	26.8%	45.4%
Not yet decided / don't know / hard to say	12.2%	48.1%	33.9%
Total	100.0%	100.0%	100.0%
<i>Refuse to answer</i>	2	0	4

Including pro-establishment camp supporters, centrist supporters, no political inclination / politically neutral / do not belong to any camp

Q4g Survey results, by camp type; Survey period: 23-25/11/2021

Q4g How do you incline to vote in the Legislative Council Election to be held in December? [New Territories North (North District & north west part of Yuen Long)]	Pro-democracy camp supporters	Non-pro-democracy camp supporters # ^	Total
	Percentages	Percentages	Percentages
	(Base=259)	(Base=17)	(Base=290)
Vote for a particular candidate	0%	19.7%	6.8%
Blank or invalid vote	23.0%	4.3%	15.9%
Will not vote	61.8%	28.8%	49.0%
Not yet decided / don't know / hard to say	15.2%	47.3%	28.3%
Total	100.0%	100.0%	100.0%
<i>Refuse to answer</i>	0	4	4

Including pro-establishment camp supporters, centrist supporters, no political inclination / politically neutral / do not belong to any camp

^ The raw sample collected is less than 30, the data is only shown for reference.

Q4h Survey results, by camp type; Survey period: 23-25/11/2021

Q4h How do you incline to vote in the Legislative Council Election to be held in December? [New Territories North West (Tuen Mun & south east part of Yuen Long)]	Pro-democracy camp supporters	Non-pro-democracy camp supporters #	Total
	Percentages	Percentages	Percentages
	(Base=451)	(Base=59)	(Base=549)
Vote for a particular candidate	1.7%	55.5%	46.2%
Blank or invalid vote	20.7%	2.1%	5.2%
Will not vote	66.2%	5.7%	16.0%
Not yet decided / don't know / hard to say	11.4%	36.7%	32.6%
Total	100.0%	100.0%	100.0%
<i>Refuse to answer</i>	1	5	9

Including pro-establishment camp supporters, centrist supporters, no political inclination / politically neutral / do not belong to any camp

Q4i Survey results, by camp type; Survey period: 23-25/11/2021

Q4i How do you incline to vote in the Legislative Council Election to be held in December? [New Territories South West (Kwai Tsing & Tsuen Wan)]	Pro-democracy camp supporters	Non-pro-democracy camp supporters #	Total
	Percentages	Percentages	Percentages
	(Base=506)	(Base=55)	(Base=593)
Vote for a particular candidate	22.1%	42.2%	44.2%
Blank or invalid vote	13.0%	1.1%	4.8%
Will not vote	48.6%	34.6%	33.6%
Not yet decided / don't know / hard to say	16.3%	22.1%	17.3%
Total	100.0%	100.0%	100.0%
<i>Refuse to answer</i>	3	0	3

Including pro-establishment camp supporters, centrist supporters, no political inclination / politically neutral / do not belong to any camp

Q4j Survey results, by camp type; Survey period: 23-25/11/2021

Q4j How do you incline to vote in the Legislative Council Election to be held in December? [New Territories North East (Tai Po & western part of Sha Tin)]	Pro-democracy camp supporters	Non-pro-democracy camp supporters #	Total
	Percentages	Percentages	Percentages
	(Base=435)	(Base=45)	(Base=512)
Vote for a particular candidate	0.3%	53.5%	34.4%
Blank or invalid vote	19.8%	6.1%	10.7%
Will not vote	65.4%	19.4%	35.2%
Not yet decided / don't know / hard to say	14.6%	20.9%	19.8%
Total	100.0%	100.0%	100.0%
<i>Refuse to answer</i>	2	0	2

Including pro-establishment camp supporters, centrist supporters, no political inclination / politically neutral / do not belong to any camp

Q4gp Survey results, by camp type; Survey period: 23-25/11/2021

Q4gp How do you incline to vote in the Legislative Council Election to be held in December?	Pro-democracy camp supporters	Non-pro-democracy camp supporters #	Total
	Percentages	Percentages	Percentages
	(Base=4,615)	(Base=505)	(Base=5,440)
Vote for a particular candidate	6.9%	42.8%	30.1%
Blank or invalid vote	15.4%	3.4%	7.8%
Will not vote	61.5%	20.0%	34.7%
Not yet decided / don't know / hard to say	16.1%	33.8%	27.4%
Total	100.0%	100.0%	100.0%
<i>Refuse to answer</i>	19	55	80

Including pro-establishment camp supporters, centrist supporters, no political inclination / politically neutral / do not belong to any camp

Appendix 4: Survey questionnaire (23-25/11/2021)

We Hongkongers & Community Health Survey

Hong Kong Public Opinion Research Institute is politically neutral. We welcome different opinions. All personal data will be kept strictly confidential. You can fill in the questionnaire again to express your latest views. When we need to work on the data, your last submission will be used. For enquiries, please email us at panel@pori.hk.

Last updated: xxxx-xx-xx

Tentative next update: xxxx-xx-xx

***Required**

Eligibility Confirmation

Are you a Hong Kong resident aged 12 or above (i.e., currently residing in Hong Kong)? *

- Yes
- No

We Hongkongers Series

Are you a registered voter?

- Yes
- No [Skip other questions in We Hongkongers Series](#)

Have you ever voted in any Council Election?

(Including Legislative Council, District Council, etc.)

- Yes
- No
- Don't remember

Which political camp did you vote for in the 2019 District Council Election?

- Candidate of pro-democracy camp, including localist
- Candidate of non-pro-democracy camp, including pro-establishment camp and centrist
- Don't know / hard to say
- Blank or invalid vote
- Did not vote ([was a registered voter of the election](#))
- Did not vote ([was not a registered voter of the election](#))

This year's Legislative Council Election will be held on December 19, will you vote in the election?

- Definitely will
- Probably will
- Probably won't
- Definitely won't
- Not yet decided
- Don't know / hard to say

How much do you support or oppose the new electoral system of the Legislative Council?

- Strongly support
- Somewhat support
- Half-half
- Somewhat oppose
- Strongly oppose
- Don't know / hard to say

How confident are you in the anti-epidemic measures in polling stations?

- Very confident
- Somewhat confident
- Half-half
- Somewhat unconfident
- Very unconfident
- Don't know / hard to say

We Hongkongers Series

Do you know which of the 10 geographical constituencies do you belong to in the 2021 Legislative Council Election?

- Yes [Show the next question](#)
- No / not sure [Skip the next question](#)

Which geographical constituency is it?

- Hong Kong Island East [Skip the next question](#)
- Hong Kong Island West [Skip the next question](#)
- Kowloon East [Skip the next question](#)
- Kowloon West [Skip the next question](#)
- Kowloon Central [Skip the next question](#)
- New Territories South East [Skip the next question](#)
- New Territories North [Skip the next question](#)
- New Territories North West [Skip the next question](#)
- New Territories South West [Skip the next question](#)

- New Territories North East Skip the next question
- Don't know / not sure

Which of the 18 districts do you live in?

- | | | |
|------------------------------|---|--|
| ○ Central & Western District | ○ Kowloon City | ○ North District |
| ○ Wan Chai | ○ Wong Tai Sin <input type="checkbox"/> Follow up | ○ Tai Po |
| ○ Eastern District | ○ Kwun Tong | ○ Sai Kung |
| ○ Southern District | ○ Tsuen Wan | ○ Sha Tin <input type="checkbox"/> Follow up |
| ○ Yau Tsim Mong | ○ Tuen Mun | ○ Kwai Tsing |
| ○ Sham Shui Po | ○ Yuen Long <input type="checkbox"/> Follow up | ○ Islands |

Do you live in the south-eastern or north-western part of Wong Tai Sin? The south-eastern part includes areas around Choi Hung Estate and Ngau Chi Wan Village, areas around Choi Wan Estate and Choi Fai Estate, areas around Fung Shing Street, Kingsford Terrace and Sun Lai Garden, while other areas belong to the north-western part.

- South-eastern part (areas around Choi Hung Estate and Ngau Chi Wan Village; areas around Choi Wan Estate and Choi Fai Estate; areas around Fung Shing Street; Kingsford Terrace; Sun Lai Garden)
- North-western part (other areas)
- Don't know / hard to say

Do you live in the eastern or western part of Sha Tin? The eastern part includes Wu Kai Sha, Ma On Shan, Heng On, Tai Shui Hang, Yu Chui Court and Prima Villa, areas around Siu Lek Yuen, Kwong Yuen Estate, Hong Lam Court, Wong Nai Tau, but excludes Castello and Greenhill Villa, while other areas belong to the western part.

- Eastern part (Wu Kai Sha; Ma On Shan; Heng On; Tai Shui Hang; Yu Chui Court and Prima Villa; areas around Siu Lek Yuen, Kwong Yuen Estate, Hong Lam Court, Wong Nai Tau, but excludes Castello and Greenhill Villa)
- Western part (other areas, including Shek Mun, Castello, Greenhill Villa)
- Don't know / hard to say

Do you live closer to Yuen Long or Tin Shui Wai? Areas closer to Yuen Long include Long Ping, Shui Pin Wai, Ping Shan South, Hung Fuk Estate, Shap Pat Heung, Kam Sheung Road, Pat Heung; while areas closer to Tin Shui Wai include Ping Shan Central, Wang Chau, and areas around Fairview Park and San Tin.

- Closer to Yuen Long, including Long Ping, Shui Pin Wai, Ping Shan South, Hung Fuk Estate, Shap Pat Heung, Kam Sheung Road, Pat Heung
- Closer to Tin Shui Wai, including Ping Shan Central, Wang Chau, and areas around Fairview Park and San Tin
- Don't know / hard to say

We Hongkongers Series

(If able to determine the constituency using the questions above)

Which of the following candidates do you incline to vote for in your Legislative Council constituency?

- No. 1 Name of candidate (Political affiliation)
-
- Blank or invalid vote
- Will not vote
- Not yet decided / don't know / hard to say

(If unable to determine the constituency using the questions above)

How do you incline to vote in the Legislative Council Election to be held in December?

- Vote for a particular candidate
- Blank or invalid vote
- Will not vote
- Not yet decided / don't know / hard to say

Do you think there is any candidate in the geographical constituencies election of the Legislative Council Election that is worthy of your support?

- Yes
- No
- Don't know / hard to say

Community Health

How likely do you think it is that you will contract novel coronavirus pneumonia over the next one month?

(Please select the closest answer)

- | | | |
|--|----------------------------------|--|
| <input type="radio"/> 0% chance (Certainly not) | <input type="radio"/> 20% chance | <input type="radio"/> 70% chance |
| <input type="radio"/> 0.001% chance (1 in 100,000) | <input type="radio"/> 25% chance | <input type="radio"/> 80% chance |
| <input type="radio"/> 0.01% chance (1 in 10,000) | <input type="radio"/> 30% chance | <input type="radio"/> 90% chance |
| <input type="radio"/> 0.1% chance (1 in 1,000) | <input type="radio"/> 35% chance | <input type="radio"/> 100% chance (Certainly will) |
| <input type="radio"/> 1% chance (1 in 100) | <input type="radio"/> 40% chance | <input type="radio"/> _____ % chance |
| <input type="radio"/> 5% chance (1 in 20) | <input type="radio"/> 45% chance | <input type="radio"/> Don't know / hard to say |
| <input type="radio"/> 10% chance (1 in 10) | <input type="radio"/> 50% chance | |
| <input type="radio"/> 15% chance | <input type="radio"/> 60% chance | |

Do you think the regulation prohibiting gatherings of more than a specific number of people in public places should be completely lifted unconditionally in Hong Kong?

- Yes, the ban should be lifted unconditionally
- Skip questions related to this regulation

- No, it should depend on the epidemic situation
- Don't know / hard to say

For reference, there are 3 newly confirmed cases on November 22, 2021

How many newly confirmed cases each day should there be before it would be appropriate to prohibit gatherings of more than 2 people?

(The pandemic should be at its worst)

- Number of newly confirmed cases each day: _____
- Don't know / hard to say

How many newly confirmed cases each day should there be before it would be appropriate to prohibit gatherings of more than 4 people?

- Number of newly confirmed cases each day: _____
- Don't know / hard to say

How many newly confirmed cases each day should there be before it would be appropriate to prohibit gatherings of more than 8 people?

- Number of newly confirmed cases each day: _____
- Don't know / hard to say

How many newly confirmed cases each day should there be before it would be appropriate to prohibit gatherings of more than 16 people?

- Number of newly confirmed cases each day: _____
- Don't know / hard to say

If necessary, please list combinations of [number of cases & number of people allowed in gatherings] that you think is appropriate in the field below:

After how many days of zero infection do you think the group gathering ban should be lifted altogether?

_____ day(s)

How satisfied or dissatisfied are you with the government's performance in handling novel coronavirus pneumonia?

- Very much satisfied
- Somewhat satisfied
- Half-half
- Somewhat dissatisfied
- Very much dissatisfied

- Don’t know / hard to say

Other Opinions

Please rate on a scale of 0 to 100 your extent of support to the Chief Executive Carrie Lam, with 0 indicating absolutely not supportive, 100 indicating absolutely supportive and 50 indicating half-half.

How would you rate the Chief Executive Carrie Lam?

- _____
- Don’t know / hard to say

Generally speaking, how satisfied or dissatisfied are you with the current in Hong Kong?

(Randomise the three conditions)

	Very much satisfied	Somewhat satisfied	Half-half	Somewhat dissatisfied	Very much dissatisfied	Don’t know / hard to say
Political condition						
Economic condition						
Livelihood condition						

Other Opinions

Do you have any survey question to suggest for our surveys?

(If you do not have any suggestion, please leave this space blank.)

Do you have any message you want us to forward to your District Councillor or other locally known persons you name here? (Please provide their identities and your contacts)

(The request you make here is not part of our study. We simply want to assist people who want to send a message to current or former District Councillor, new or senior community leaders, persons in charge of community organisations, and so on. If you do not have any suggestion, please leave this space blank.)

Personal Information

(Registered member) This section is about personal information. If you have already provided relevant information in this survey series and have nothing to add or update, you may skip these questions. We will use the past data you provided in this survey series for analysis.

- I have already provided my personal information, and has nothing to add or update (skip questions on personal information)

- Provide / update personal information now

Gender

- Male
- Female
- Other

Age

- _____ years old
- 12 - 14
- 15 - 17
- 18 - 19
- 20 - 24
- 25 - 29
- 30 - 34
- 35 - 39
- 40 - 44
- 45 - 49
- 50 - 54
- 55 - 59
- 60 - 64
- 65 - 69
- 70 or above

Educational attainment

(The highest level attended, regardless of whether you have completed the course, including what you are attending)

- Primary or below
- Lower secondary (Secondary 1 to 3)
- Upper secondary (Secondary 4 to 7 / DSE / Yi Jin)
- Tertiary: non-degree course (including diploma / certificate / sub-degree course)
- Tertiary: bachelor degree course
- Tertiary: postgraduate school or above

Occupation

(Owner / self-employed / freelance / part time / civil servant are not valid answers, please answer according to the job nature or content)

- Administrator and professional
- Clerical and service worker
- Production worker
- Student
- Home-maker / housewife
- Retired person
- Unemployed / between jobs / other non-employed
- Other: _____

Which of the following best describes your political inclination?

(Randomise the four camps)

- Localist
- Pro-democracy camp
- Centrist
- Pro-establishment camp
- Other: _____
- No political inclination / politically neutral / do not belong to any camp
- Don't know / hard to say

Area of residence

(If not yet answered earlier in the questionnaire)

- Central & Western District
- Wan Chai
- Eastern District
- Southern District
- Yau Tsim Mong
- Sham Shui Po
- Kowloon City
- Wong Tai Sin
- Kwun Tong
- Tsuen Wan
- Tuen Mun
- Yuen Long
- North District
- Tai Po
- Sai Kung
- Sha Tin
- Kwai Tsing
- Islands

End of Questionnaire

Thank you for completing the survey. For enquiries, please email us at panel@pori.hk.