

POP



HONG KONG PUBLIC OPINION PROGRAM

HONG KONG PUBLIC OPINION RESEARCH INSTITUTE

香港民意研究所 之 香港民意研究計劃

“We Hongkongers” Panel Survey

Latest Results

March 5, 2021

Contact Information - “We Hongkongers” Panel Survey

2

	HKPOP Panel
Date of survey	February 24, 1pm – March 1, 3pm
Survey method	Online survey
Target population	Hong Kong residents aged 12+
Total sample size	6,517
Response rate	6.8%
Sampling error	Sampling error of percentages at +/-1% at 95% confidence level
Weighting method	The figures are rim-weighted according to 1) gender-age distribution, educational attainment (highest level attended) distribution, economic activity status distribution of Hong Kong population and by District Councils population figures from Census and Statistics Department; 2) Voting results of District Councils Election from Registration and Electoral Office; 3) rating distribution of Chief Executive from regular tracking surveys.

Survey Result - “We Hongkongers” Panel Survey

3

Overall Sample Results

Survey Result - “We Hongkongers” Panel Survey

4

- Latest survey period: 24/2-1/3/2021
- Question: Q1 How much do you know about the “lump sum grant” system in the social welfare sector?

	Combined [^] (n=6,214)	
A lot	3%	} 16%
Quite a bit	13%	
Half-half	41%	
Somewhat little	17%	} 36%
Very little / not at all	19%	
Don't know / hard to say	7%	
Mean [†]	2.6	

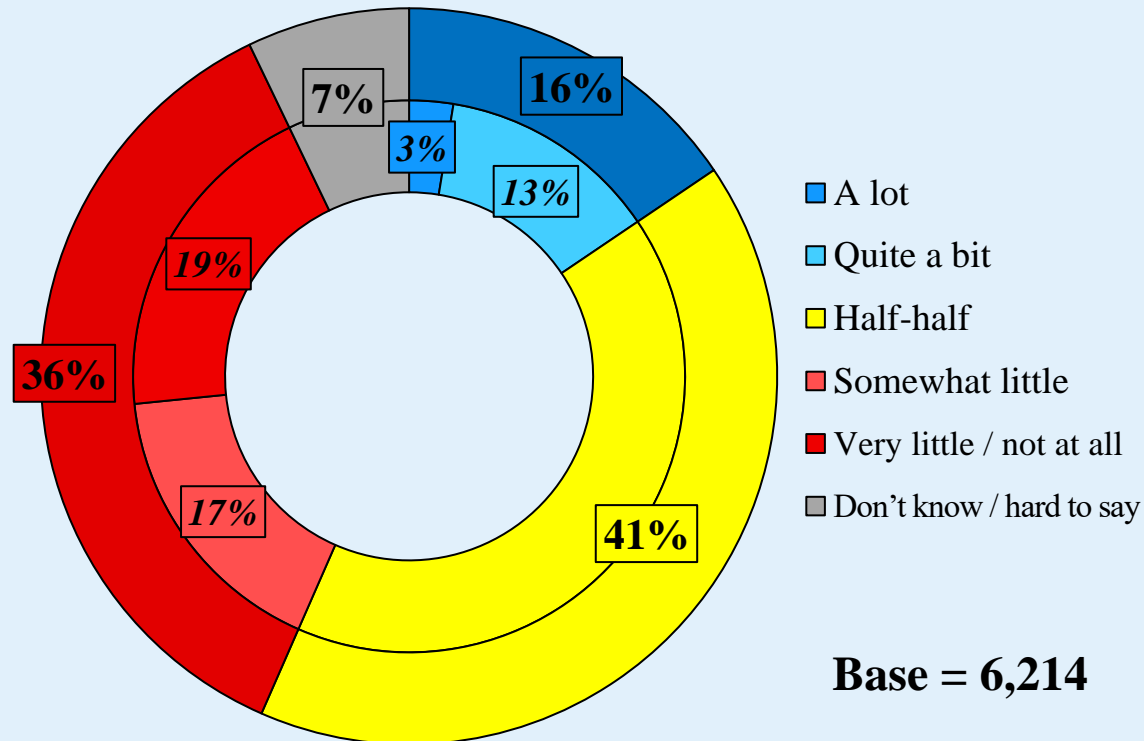
[^] The aggregated figures come from adjusting the by-group weighted figures using ratio of “pan-democratic” vs “non-pan-democratic” collected in regular tracking survey.

[†] The mean value is calculated by quantifying all individual responses into 1, 2, 3, 4, 5 marks according to their degree of positive level, where 1 is the lowest and 5 the highest, and then calculate the sample mean.

Survey Result - “We Hongkongers” Panel Survey

5

- Latest survey period: 24/2-1/3/2021
- Question: Q1 How much do you know about the “lump sum grant” system in the social welfare sector?



Survey Result - “We Hongkongers” Panel Survey

6

- Latest survey period: 24/2-1/3/2021
- Question: Q2 Overall speaking, how positive or negative do you think the effect of the “lump sum grant” system has on the development of social services?

	Combined^ (n=6,216)	
Very positive	1%	} 13%
Somewhat positive	12%	
Half-half	33%	
Somewhat negative	21%	} 30%
Very negative	8%	
Don't know / hard to say	24%	
Mean†	2.7	

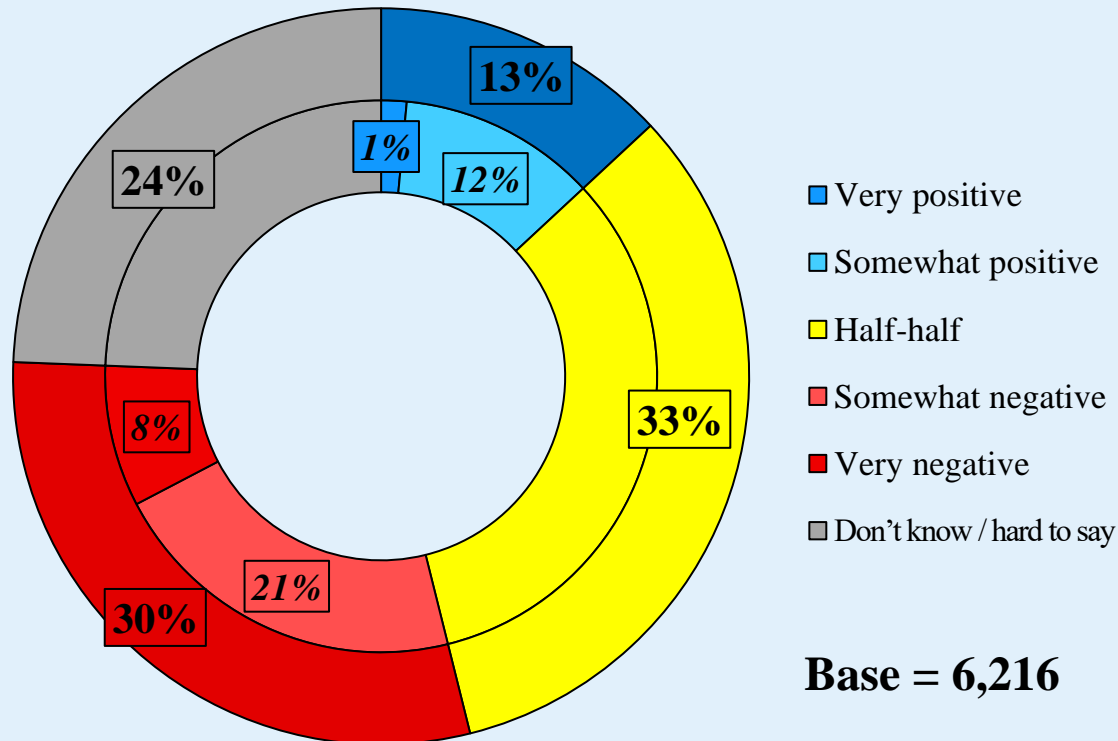
^ The aggregated figures come from adjusting the by-group weighted figures using ratio of “pan-democratic” vs “non-pan-democratic” collected in regular tracking survey.

† The mean value is calculated by quantifying all individual responses into 1, 2, 3, 4, 5 marks according to their degree of positive level, where 1 is the lowest and 5 the highest, and then calculate the sample mean.

Survey Result - “We Hongkongers” Panel Survey

7

- Latest survey period: 24/2-1/3/2021
- Question: Q2 Overall speaking, how positive or negative do you think the effect of the “lump sum grant” system has on the development of social services?



Survey Result - “We Hongkongers” Panel Survey

- Latest survey period: 24/2-1/3/2021

		Q2 Overall speaking, how positive or negative do you think the effect of the “lump sum grant” system has on the development of social services?				
		Positive (n=295)	Half-half (n=1,164)	Negative (n=3,492)	Don't know / hard to say (n=1,256)	Combined (n=6,207)
Q1 How much do you know about the “lump sum grant” system in the social welfare sector?	A lot/ Quite a bit	27%	14%	26%	<1%	16%
	Half-half	51%	49%	48%	13%	41%
	Little/ Not at all	20%	31%	25%	67%	36%
	Don't know / hard to say	2%	6%	1%	20%	7%

Survey Result - “We Hongkongers” Panel Survey

10

Subsample Results

- * Only include those who know “A lot” / “Quite a bit” about the “lump sum grant” system in the social welfare sector (n=1,404)

Survey Result - “We Hongkongers” Panel Survey

- Latest survey period: 24/2-1/3/2021
- Question: Q3 How much do you support or oppose the implementation of “equal pay for equal work” in the social welfare sector? *
Q4 How much do you support or oppose the implementation of a system that recognises work experience in the social welfare sector? *

	Q3 Combined [^] (n=1,404)		Q4 Combined [^] (n=1,404)	
Strongly support	35%	} 62%	20%	} 56%
Somewhat support	26%		36%	
Half-half	18%		26%	
Somewhat oppose	9%	} 19%	9%	} 16%
Strongly oppose	11%		6%	
Don't know / hard to say	1%		2%	
Mean [†]	3.7		3.6	

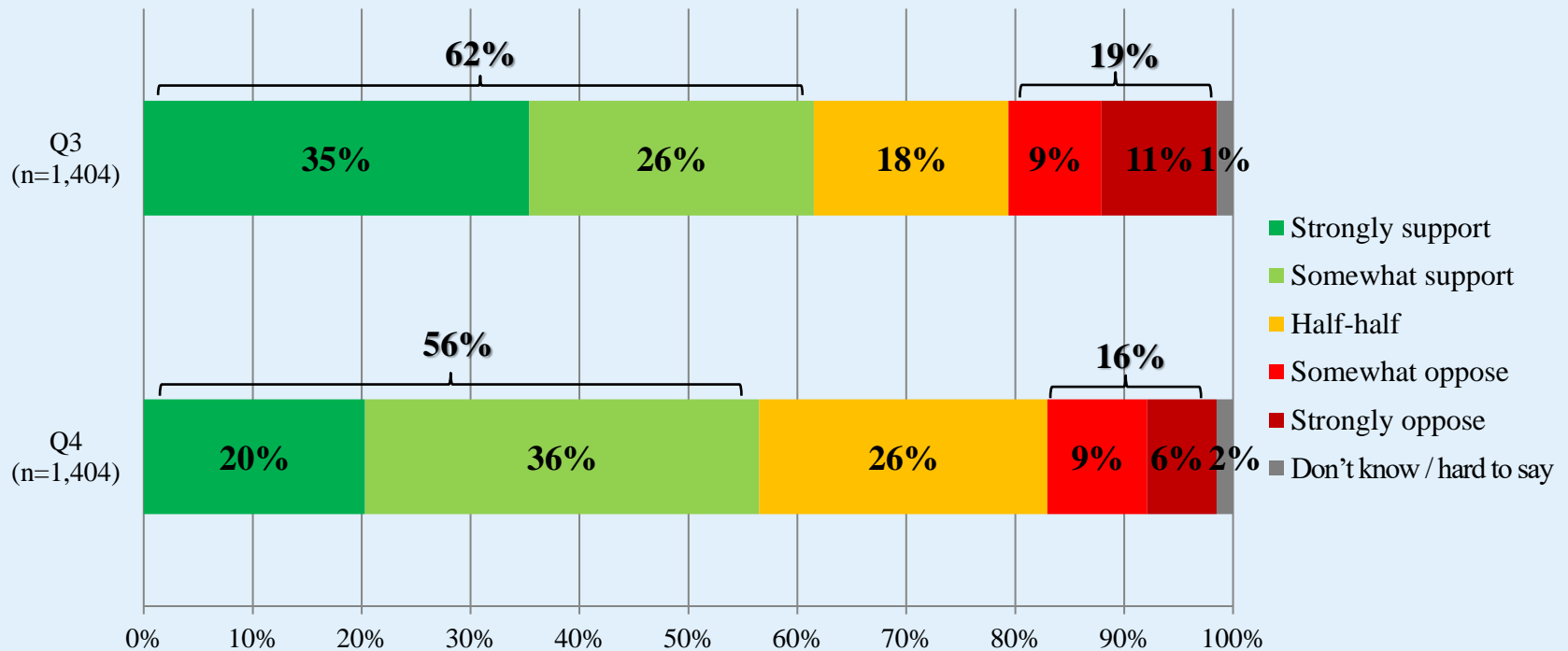
* Only include those who know “A lot” / “Quite a bit” about the “lump sum grant” system in the social welfare sector

[^] The aggregated figures come from adjusting the by-group weighted figures using ratio of “pan-democratic” vs “non-pan-democratic” collected in regular tracking survey.

[†] The mean value is calculated by quantifying all individual responses into 1, 2, 3, 4, 5 marks according to their degree of positive level, where 1 is the lowest and 5 the highest, and then calculate the sample mean.

Survey Result - “We Hongkongers” Panel Survey

- Latest survey period: 24/2-1/3/2021
- Question: Q3 How much do you support or oppose the implementation of “equal pay for equal work” in the social welfare sector? *
- Q4 How much do you support or oppose the implementation of a system that recognises work experience in the social welfare sector? *



* Only include those who know “A lot” / “Quite a bit” about the “lump sum grant” system in the social welfare sector .