

POP



HONG KONG PUBLIC OPINION PROGRAM

HONG KONG PUBLIC OPINION RESEARCH INSTITUTE

香港民意研究所 之 香港民意研究計劃

Latest Tracking Poll Results

January 12, 2021

Contact Information

2

- Date of survey: 4-8/1/2021
- Survey method: Random telephone survey conducted by real interviewers
- Target population: Cantonese-speaking Hong Kong residents aged 18+
- Sample size: 1,000 (including 492 landline and 508 mobile samples)
- Effective response rate: 58.5%
- Sampling error: Sampling error of percentages not more than +/-4%, that of net values not more than +/-7% and that of ratings not more than +/-2.4 at 95% conf. level
- Weighting method: Rim-weighted according to figures provided by the Census and Statistics Department. The gender-age distribution of the Hong Kong population came from “Mid-year population for 2019”, while the educational attainment (highest level attended) distribution and economic activity status distribution came from “Women and Men in Hong Kong - Key Statistics (2019 Edition)”.

Survey Topic

3

- Popularity of Chief Executive
- Popularity of Principal Officials

Survey Result - Popularity of Chief Executive

4

• Popularity of Chief Executive

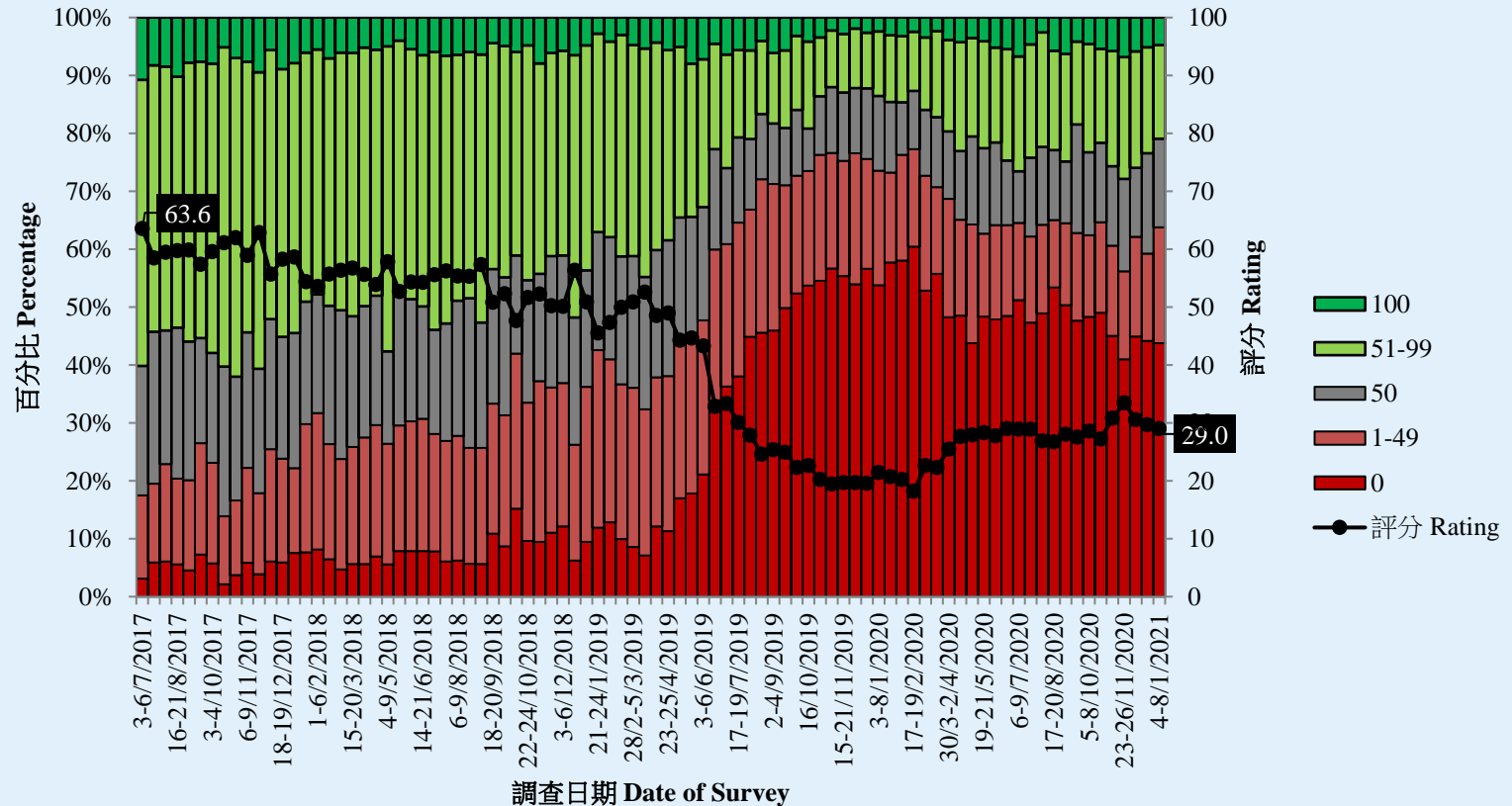
		18-22/12/2020	4-8/1/2021	Change	Record
CE Carrie Lam	Rating	29.7	29.0	▼0.7	Record low since Oct. 2020
	Vote of confidence	18%	19%	--	--
	Vote of no confidence	69%	72%	▲3%	Record high since Oct. 2020
	Net approval rate	-51%	-54%	▼3%	Record low since Oct. 2020

- Our latest survey shows that the popularity rating of CE Carrie Lam now stands at 29.0 marks , 44% of the sample gave her 0 mark. Her approval rate is 19%, disapproval rate 72%, giving a net popularity of negative 54 percentage points. All popularity figures have not changed much from half a month ago.

Survey Result - Popularity of Chief Executive

5

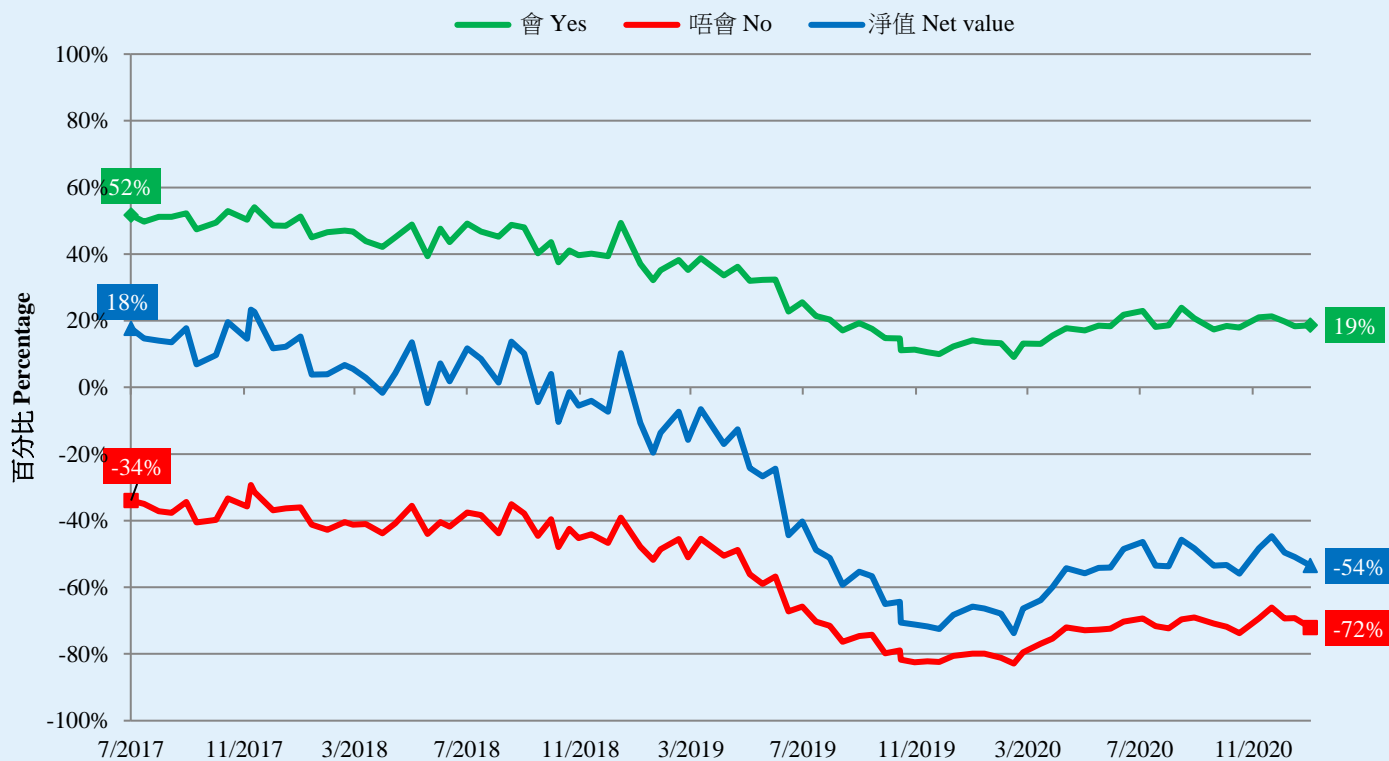
特首林鄭月娥評分 (按次計算)
Rating for Chief Executive Carrie Lam (Per Poll)
(7/2017 – 1/2021)



Survey Result - Popularity of Chief Executive

8

市民對林鄭月娥出任特首的假設投票結果 (按次計算)
Hypothetical Voting for Carrie Lam as the Chief Executive (Per Poll)
(7/2017 – 1/2021)



調查月份 Month of Survey

『唔會』百分比以負向表示。
Percentage of 'No' is presented as negative

Survey Topic

9

- Popularity of Chief Executive
- Popularity of Principal Officials

Survey Result - Popularity of Secretaries of departments

10

• Secretaries of Departments

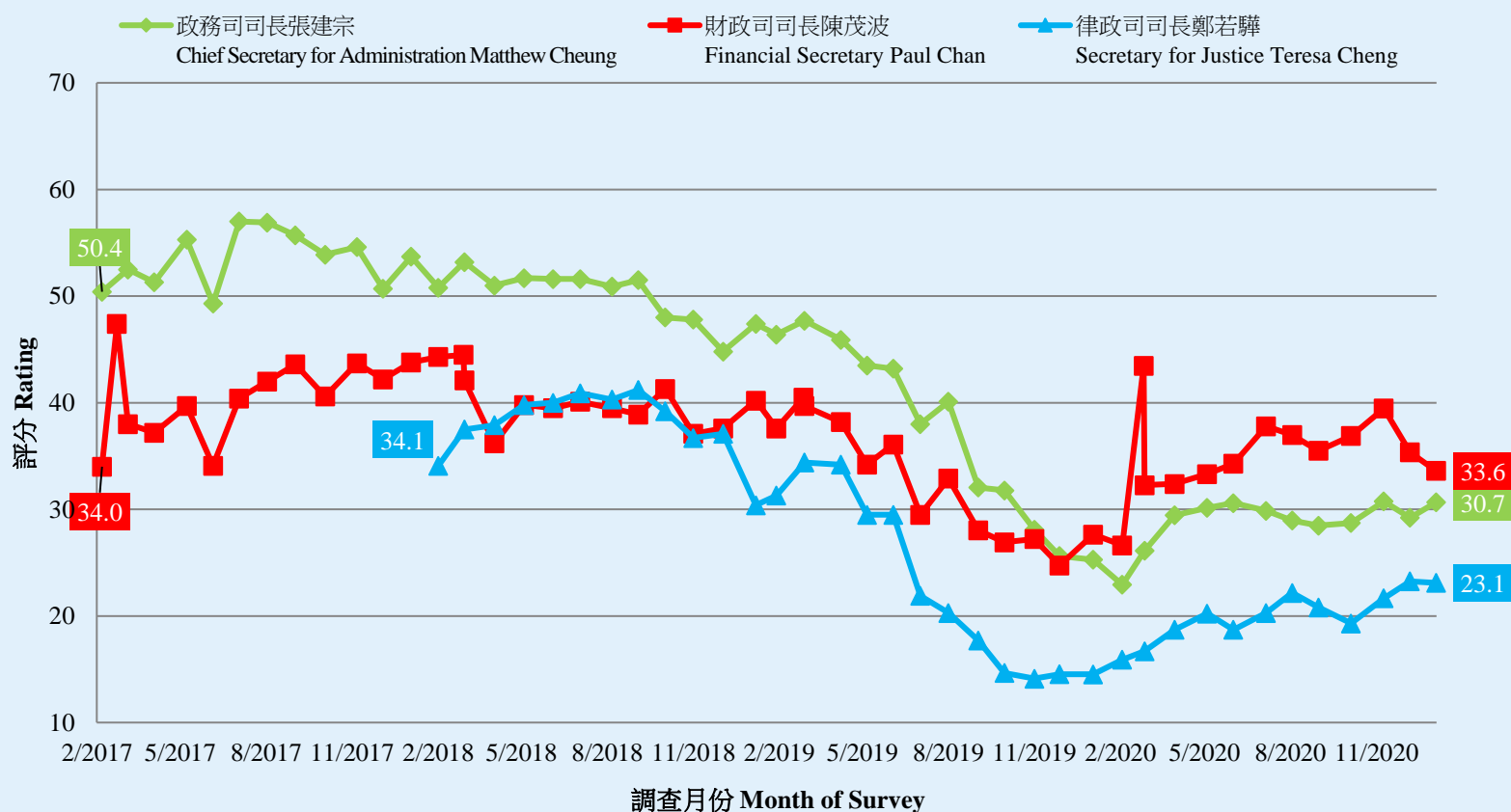
		7-10/12/2020	4-8/1/2021	Change	Record
Chief Secretary for Administration Matthew Cheung	Rating	29.2	30.7	▲1.4	Record high since Nov. 2020
	Net approval rate	-34%	-29%	▲4%	Record high since Nov. 2019
Financial Secretary Paul Chan	Rating	35.4	33.6	▼1.7	Record low since May 2020
	Net approval rate	-20%	-14%	▲5%	Record high since Nov. 2020
Secretary for Justice Teresa Cheng	Rating	23.3	23.1	▼0.1	Record low since Nov. 2020
	Net approval rate	-49%	-52%	▼2%	Record low since Oct. 2019

○ All popularity figures cited above have not changed much from a month ago.

Survey Result - Popularity of Secretaries of departments

11

各司長評分 - 綜合圖表 (按次計算)
Ratings of Secretaries of Departments - Combined (per poll)
(2/2017 – 1/2021)



Survey Result - Popularity of Directors of Bureaux

12

• Directors of Bureaux - Net approval rate

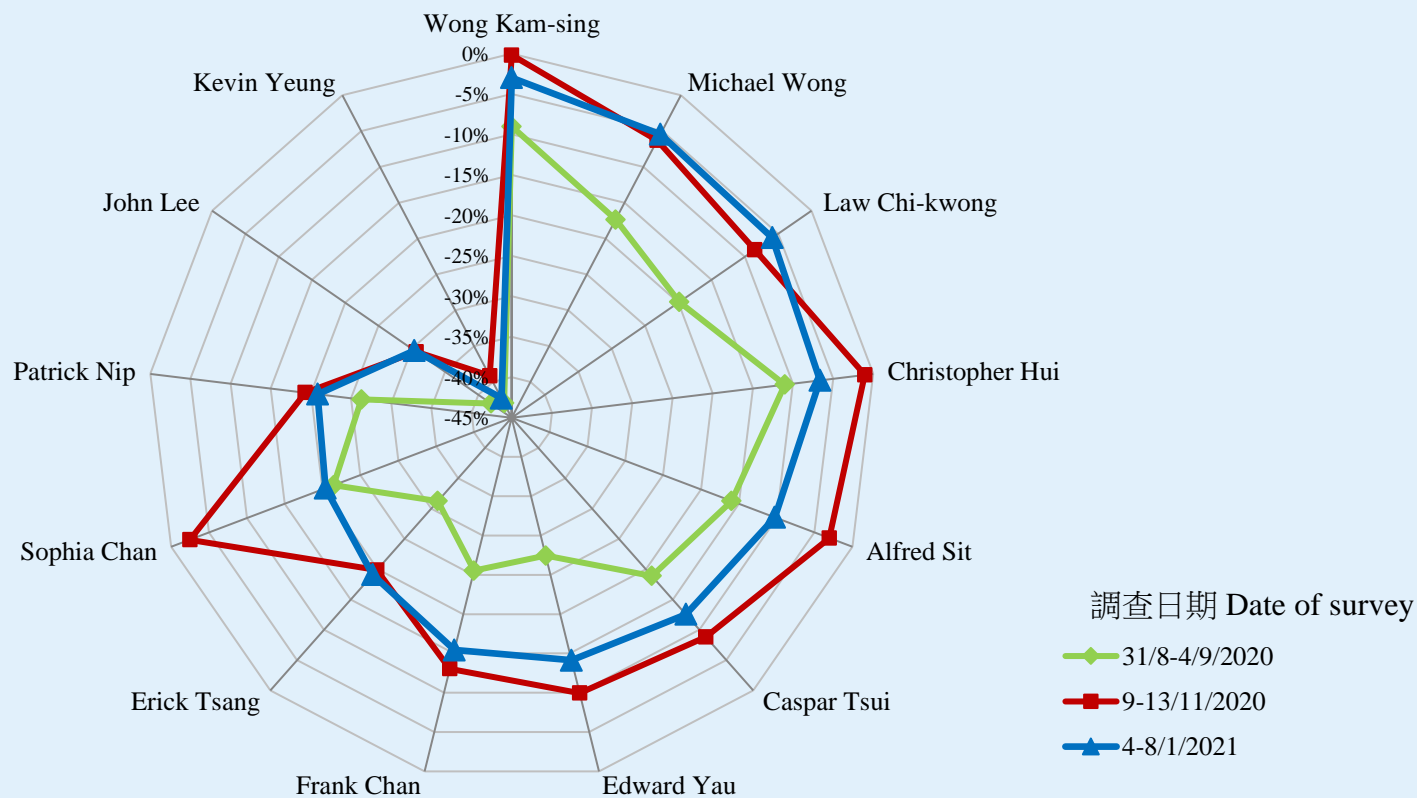
	9-13/11/2020	4-8/1/2021	Change	Record
Secretary for the Environment Wong Kam-sing	<1%	-3%	▼3%	Record low since Aug. 2020
Secretary for Development Michael Wong	-6%	-5%	▲1%	Record high since May 2020
Secretary for Labour and Welfare Law Chi-kwong	-9%	-6%	▲3%	Record high since Sept. 2019
Secretary for Financial Services and the Treasury Christopher Hui	-1%	-7%	▼6%	Record low since Aug. 2020
Secretary for Innovation and Technology Alfred Sit	-3%	-10%	▼7%	Record low since Aug. 2020
Secretary for Home Affairs Caspar Tsui	-9%	-13%	▼4%	Record low since Aug. 2020
Secretary for Commerce and Economic Development Edward Yau	-10%	-14%	▼4%	Record low since Aug. 2020
Secretary for Transport and Housing Frank Chan	-13%	-15%	▼2%	Record low since Aug. 2020
Secretary for Constitutional and Mainland Affairs Erick Tsang	-20%	-19%	▲1%	Record high since Jul. 2020
Secretary for Food and Health Sophia Chan	-2%	-20%	▼18% *	Record low since Aug. 2020
Secretary for the Civil Service Patrick Nip	-19%	-21%	▼2%	Record low since Aug. 2020
Secretary for Security John Lee	-31%	-30%	--	--
Secretary for Education Kevin Yeung	-39%	-42%	▼3%	Record low since Aug. 2020

* Significant change

Survey Result - Popularity of Directors of Bureaux

14

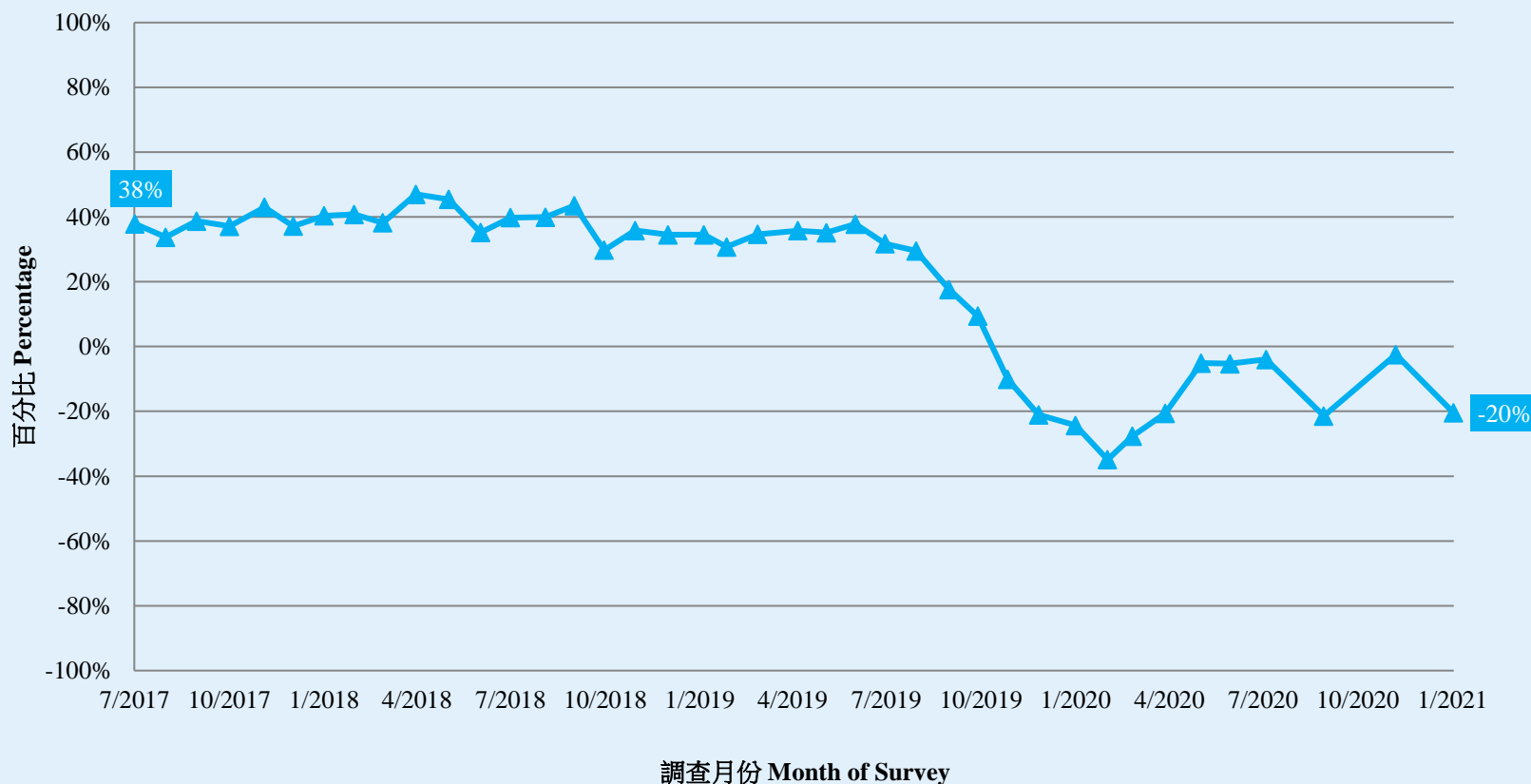
各局長假想投票結果 (支持率淨值) - 綜合圖表
Hypothetical Voting of Directors of Bureaux (Net Approval Rate) - Combined Charts



Survey Result - Popularity of Directors of Bureaux

15

食物及衛生局局長陳肇始支持率淨值 (按次計算)
Net approval rate of Secretary for Food and Health Sophia Chan (per poll)
(7/2017 – 1/2021)



Survey Result - Popularity of Directors of Bureaux

16

食物及衛生局局長陳肇始支持率淨值 與 2019冠狀病毒個案數字 (按月計算)
 Net approval rate of Secretary for Food and Health Sophia Chan
 and confirmed cases of COVID-19 infection (per month)
 (1/2020 – 1/2021)

