

POP



HONG KONG PUBLIC OPINION PROGRAM

HONG KONG PUBLIC OPINION RESEARCH INSTITUTE

香港民意研究所 之 香港民意研究計劃

Latest Tracking Poll Results

November 17, 2020

Contact Information

2

- Date of survey: 9-13/11/2020
- Survey method: Random telephone survey conducted by real interviewers
- Target population: Cantonese-speaking Hong Kong residents aged 18+
- Sample size: 1,005 (including 512 landline and 493 mobile samples)
- Effective response rate: 63.9%
- Sampling error: Sampling error of percentages not more than +/-4%, that of net values not more than +/-7% and that of ratings not more than +/-2.5 at 95% conf. level
- Weighting method: Rim-weighted according to figures provided by the Census and Statistics Department. The gender-age distribution of the Hong Kong population came from “Mid-year population for 2019”, while the educational attainment (highest level attended) distribution and economic activity status distribution came from “Women and Men in Hong Kong - Key Statistics (2019 Edition)”.

Survey Topic

3

- Popularity of Chief Executive
- Popularity of Principal Officials

Survey Result - Popularity of Chief Executive

4

● Popularity of Chief Executive

		19-22/10/2020	9-13/11/2020	Change	Record
CE Carrie Lam	Rating	27.2	30.8	▲3.6 *	Record high since Jul. 2019
	Vote of confidence	18%	21%	▲3%	Record high since Aug 2020
	Vote of no confidence	74%	69%	▼4% *	Record low since Sept. 2020
	Net approval rate	-56%	-48%	▲8% *	Record high since Sept. 2020

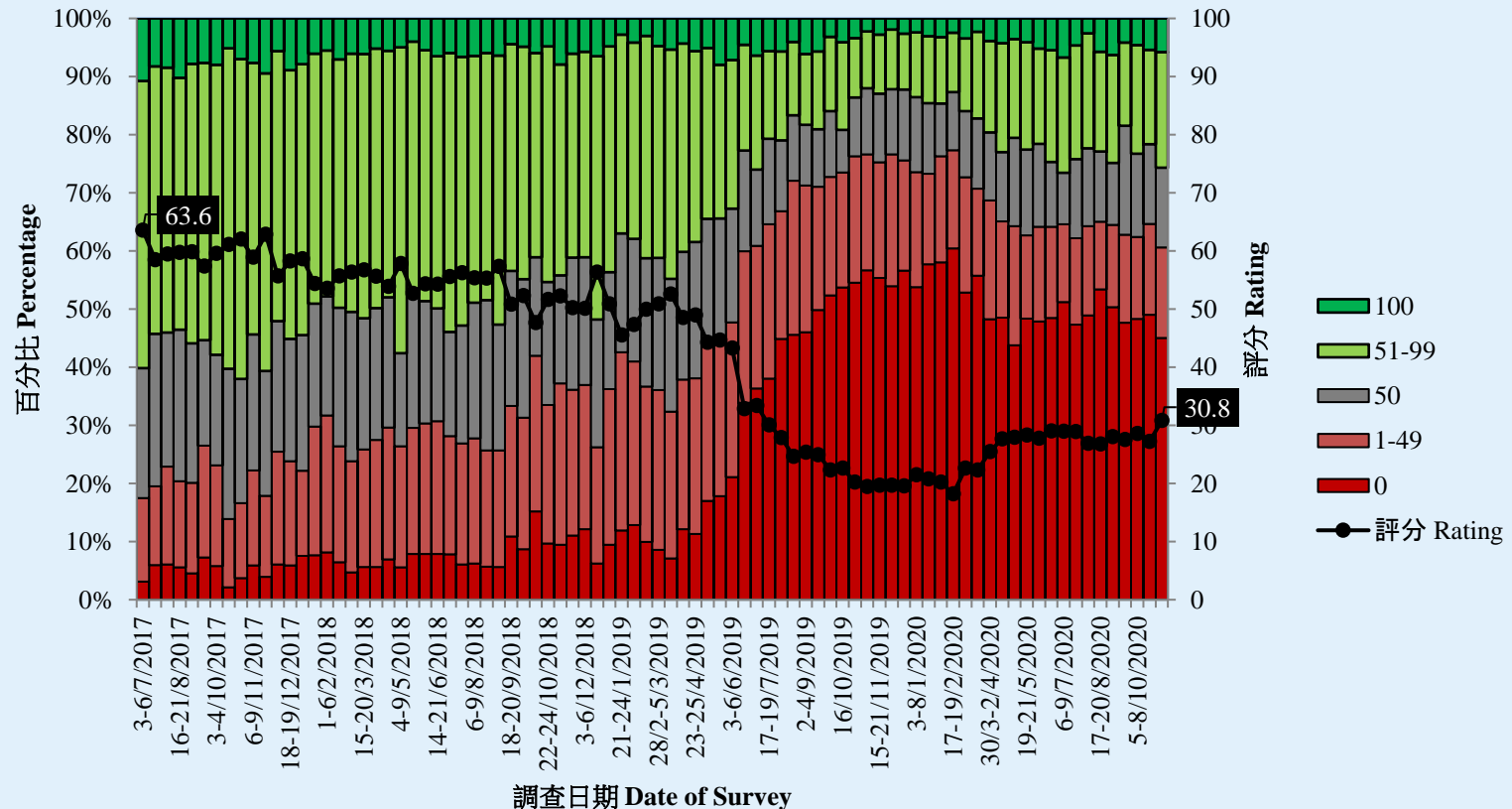
- Our latest survey shows that the popularity rating of CE Carrie Lam now stands at 30.8 marks, 45% of the sample gave her 0 mark. Her approval rate is 21%, disapproval rate 69%, giving a net popularity of negative 48 percentage points. Both the popularity rating and net popularity have increased significantly from half a month ago.

*Significant change

Survey Result - Popularity of Chief Executive

6

特首林鄭月娥評分 (按次計算)
Rating for Chief Executive Carrie Lam (Per Poll)
(7/2017 – 11/2020)



Survey Topic

9

- Popularity of Chief Executive
- Popularity of Principal Officials

Survey Result - Popularity of Secretaries of departments

10

• Secretaries of Departments

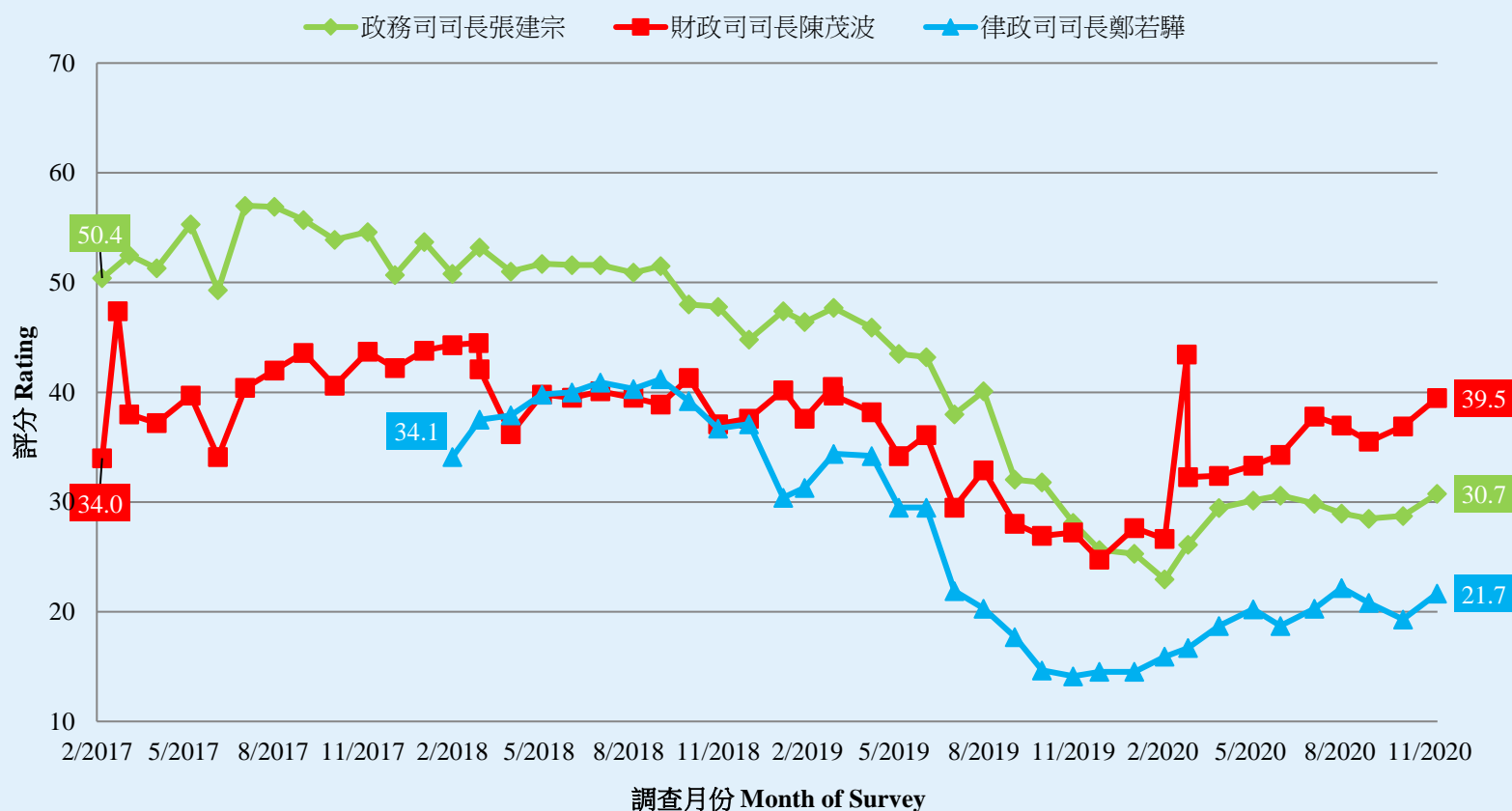
		5-8/10/2020	9-13/11/2020	Change	Record
Chief Secretary for Administration Matthew Cheung	Rating	28.7	30.7	▲2.0	Record high since Sept. 2019
	Net approval rate	-32%	-32%	▼<1%	Record low since Aug. 2020
Financial Secretary Paul Chan	Rating	36.9	39.5	▲2.6	Record high since Feb. 2020
	Net approval rate	-16%	-9%	▲7%	Record high since Feb. 2017
Secretary for Justice Teresa Cheng	Rating	19.3	21.7	▲2.4	Record high since Aug. 2020
	Net approval rate	-57%	-51%	▲6%	Record high since Jun. 2019

- All net popularity cited above have not changed much from a month ago, but that of Paul Chan has registered a new high since February 2017.

Survey Result - Popularity of Secretaries of departments

11

各司長評分 - 綜合圖表 (按次計算)
Ratings of Secretaries of Departments Combined (per poll)
(2/2017 – 11/2020)



Survey Result - Popularity of Principal Officials

12

● Directors of Bureaux - Net approval rate

	31/8-4/9/2020	9-13/11/2020	Change	Record
Secretary for the Environment Wong Kam-sing	-9%	<-1%	▲9% *	Record high since May 2020
Secretary for Financial Services and the Treasury Christopher Hui	-11%	-1%	▲10% *	All-time record high since May 2020
Secretary for Food and Health Sophia Chan	-21%	-2%	▲19% *	Record high since Sept. 2019
Secretary for Innovation and Technology Alfred Sit	-16%	-3%	▲13% *	Record high since May 2020
Secretary for Development Michael Wong	-17%	-6%	▲11% *	Record high since May 2020
Secretary for Labour and Welfare Law Chi-kwong	-20%	-9%	▲11% *	Record high since Sept. 2019
Secretary for Home Affairs Caspar Tsui	-19%	-9%	▲10% *	Record high since May 2020
Secretary for Commerce and Economic Development Edward Yau	-27%	-10%	▲17% *	Record high since Mar. 2020
Secretary for Transport and Housing Frank Chan	-26%	-13%	▲12% *	Record high since Aug. 2019
Secretary for the Civil Service Patrick Nip	-26%	-19%	▲7%	Record high since Jun. 2020
Secretary for Constitutional and Mainland Affairs Erick Tsang	-31%	-20%	▲11% *	Record high since Jul. 2020
Secretary for Security John Lee	-42%	-31%	▲11% *	Record high since Jun 2019
Secretary for Education Kevin Yeung	-43%	-39%	▲4%	Record high since May 2020

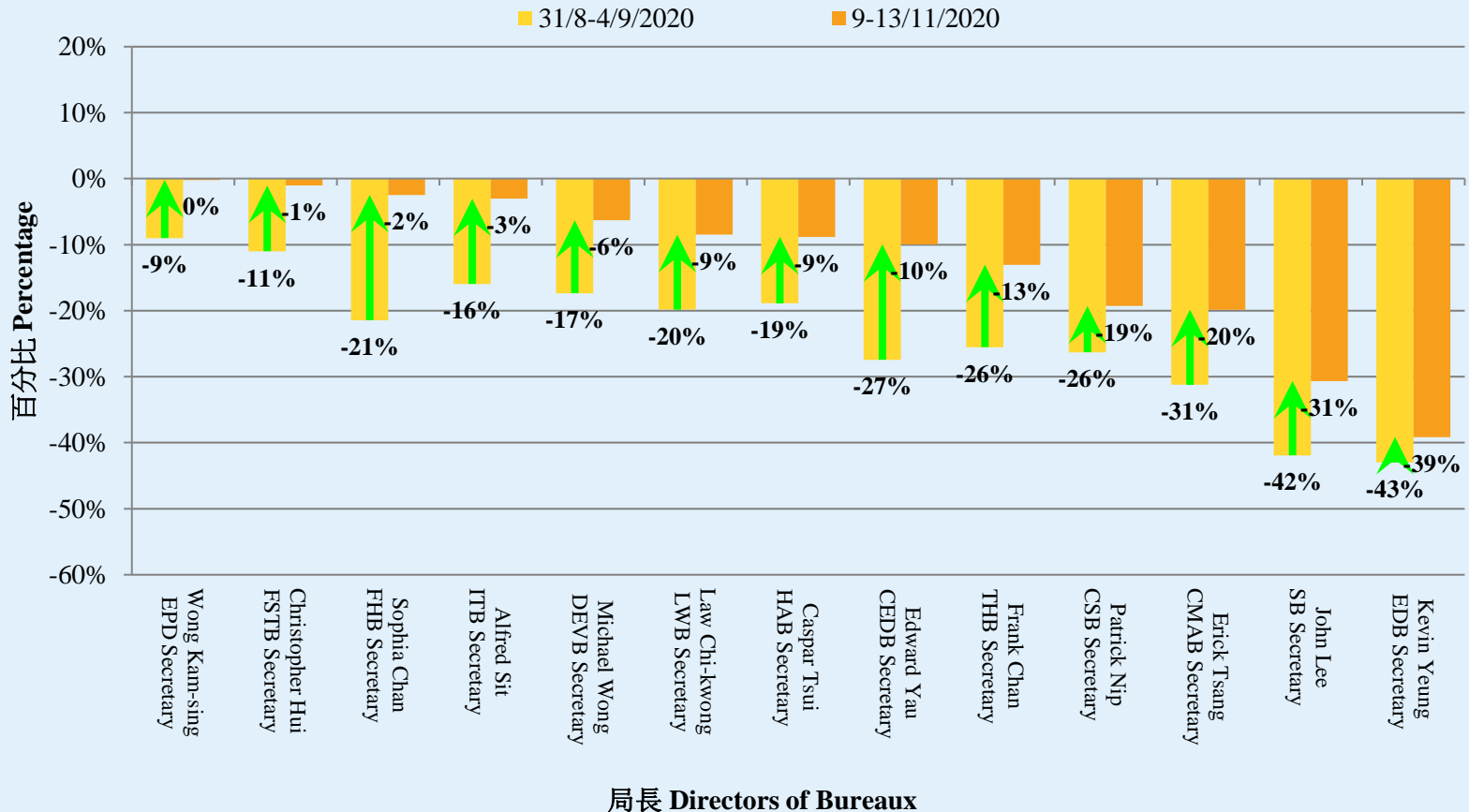
* Significant change

Survey Result - Popularity of Principal Officials

13

各局長假想投票結果 (支持率淨值) - 綜合圖表

Hypothetical Voting of Directors of Bureau (Net Approval Rate) - Combined Charts



POP



HONG KONG PUBLIC OPINION PROGRAM

HONG KONG PUBLIC OPINION RESEARCH INSTITUTE

香港民意研究所 之 香港民意研究計劃

Community Democracy Project -

Community Health Module

Latest Results

November 17, 2020

Contact Information - PENRI

16

	HKPOP Panel
Date of survey	October 24, 3pm – November 16, 3pm
Survey method	Online survey
Target population	Hong Kong residents aged 12+
Total sample size	11,337
Response rate	10.7%
Sampling error	Sampling error of percentages at +/-1% at 95% confidence level
Weighting method	The figures are rim-weighted according to 1) gender-age distribution of Hong Kong population and by District Councils population figures from Census and Statistics Department; 2) Voting results of District Councils Election from Registration and Electoral Office; 3) rating distribution of Chief Executive from regular tracking surveys.

Contact Information - PENRI

17

Date of Publication	<u>3/11</u>	<u>4/11</u>	<u>5/11</u>	<u>6/11</u>	<u>7/11</u>	<u>8/11</u>	<u>9/11</u>	<u>10/11</u>	<u>11/11</u>	<u>12/11</u>	<u>13/11</u>	<u>14/11</u>	<u>15/11</u>	<u>16/11</u>	<u>17/11</u>
Imported Cases(Ytd)	3	6	1	6	6	2	7	6	7	15	16	2	5	9	8
Local Infection Cases(Ytd)	3	3	2	1	0	1	3	0	2	3	7	4	3	5	0
Post-Epidemic Gathering Resumption Index (PEGRI)	31.9	31.6	34.8	34.6	49.7	34.6	14.9	49.8	34.2	16.9	16.2	35.7	35.7	16.3	53.2

Contact Information - PENRI

18

