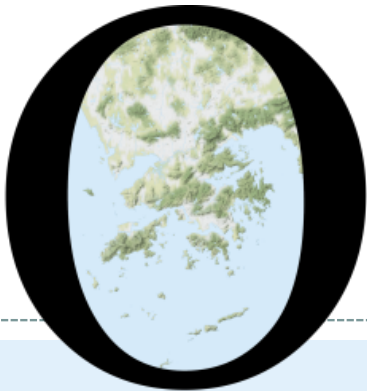


POP



HONG KONG PUBLIC OPINION PROGRAM

HONG KONG PUBLIC OPINION RESEARCH INSTITUTE

香港民意研究所 之 香港民意研究計劃

Latest Tracking Poll Results

October 20, 2020

Contact Information

2

- Date of survey: 25/9-8/10/2020
- Survey method: Random telephone survey conducted by real interviewers
- Target population: Cantonese-speaking Hong Kong residents aged 18+
- Sample size: 1,006 (including 501 landline and 505 mobile samples)
- Effective response rate: 57.9%
- Sampling error: Sampling error of percentages not more than +/-3%, that of net values not more than +/-6% and that of ratings not more than +/-0.13 at 95% conf. level
- Weighting method: Rim-weighted according to figures provided by the Census and Statistics Department. The gender-age distribution of the Hong Kong population came from “Mid-year population for 2019”, while the educational attainment (highest level attended) distribution and economic activity status distribution came from “Women and Men in Hong Kong - Key Statistics (2019 Edition)”.

Survey Topic

3

- People's appraisal of the performance of news media
 - People's main source of news
 - People's most trustworthy source of news
- News media and Freedom of the press
 - Satisfaction rate of freedom of the press and credibility rating
 - Responsibility in reporting
 - Self-censorship of news media

Survey result - Performance of news media

4

● People's main sources of news

	2-3/3/2020	25/9-8/10/2020	Change	Record
Internet	76%	70%	▼6% *	Record low since Jan. 2019
Television	68%	66%	▼2%	Record low since Jan. 2019
Newspapers	38%	37%	▼1%	All-time record low since Oct. 2000
Radio	40%	27%	▼12% *	Record low since Apr. 2017
Friends	27%	18%	▼9% *	Record low since Oct. 2017
Family members	20%	11%	▼9% *	Record low since Apr. 2017
Magazines	9%	9%	▼1%	Record low since Aug. 2019

- Results of the news media survey showed that 70% and 66% of the respondents claimed their main sources of news were the internet and television respectively, while 37% said it was newspapers, registering an all-time low since record began in 2000. Besides, only 27% said their main source of news was radio, registering a big drop of 12 percentage points since March.

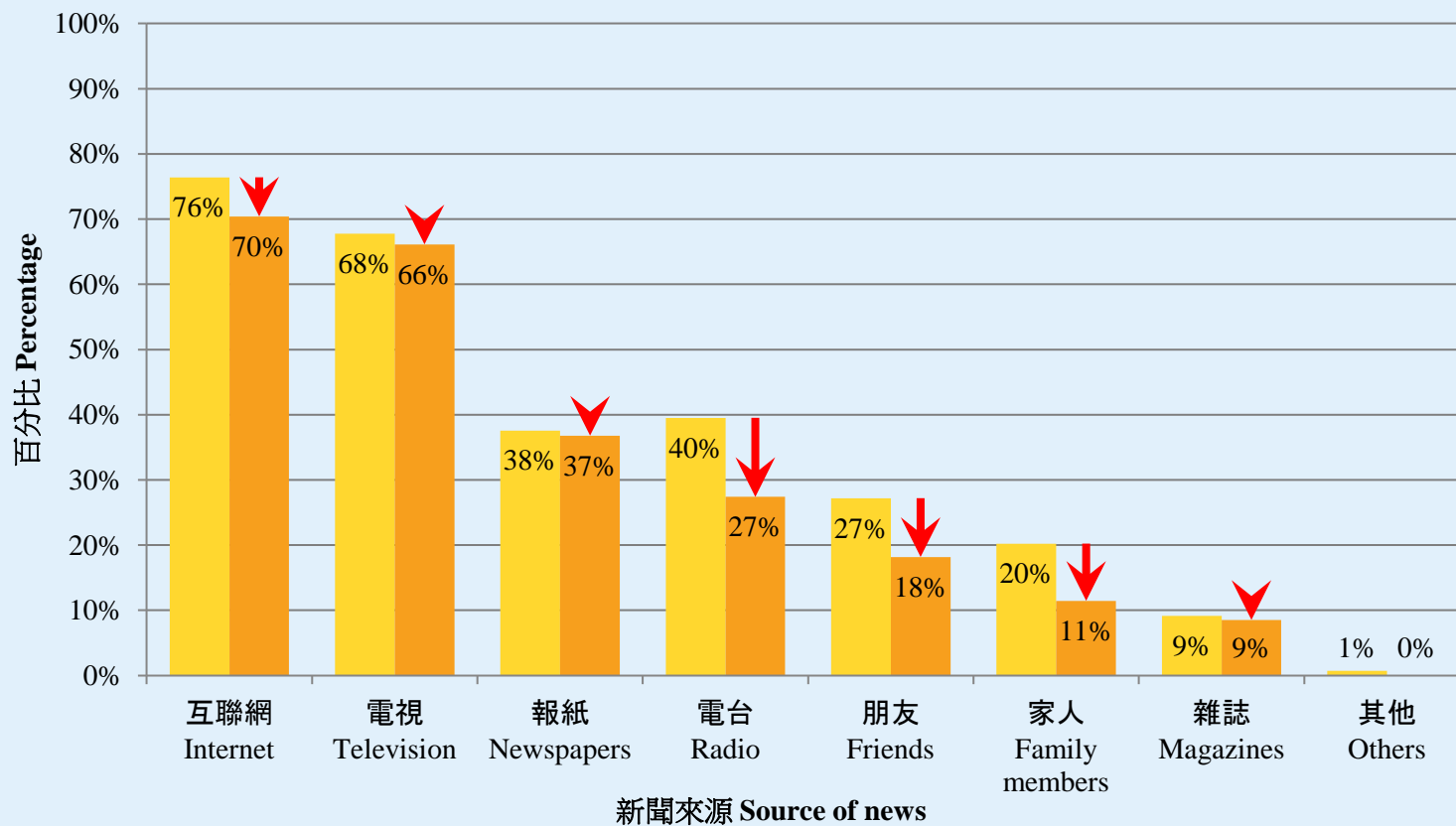
* Significant change

Survey result - Performance of news media

5

市民的主要新聞來源 People's main source of news

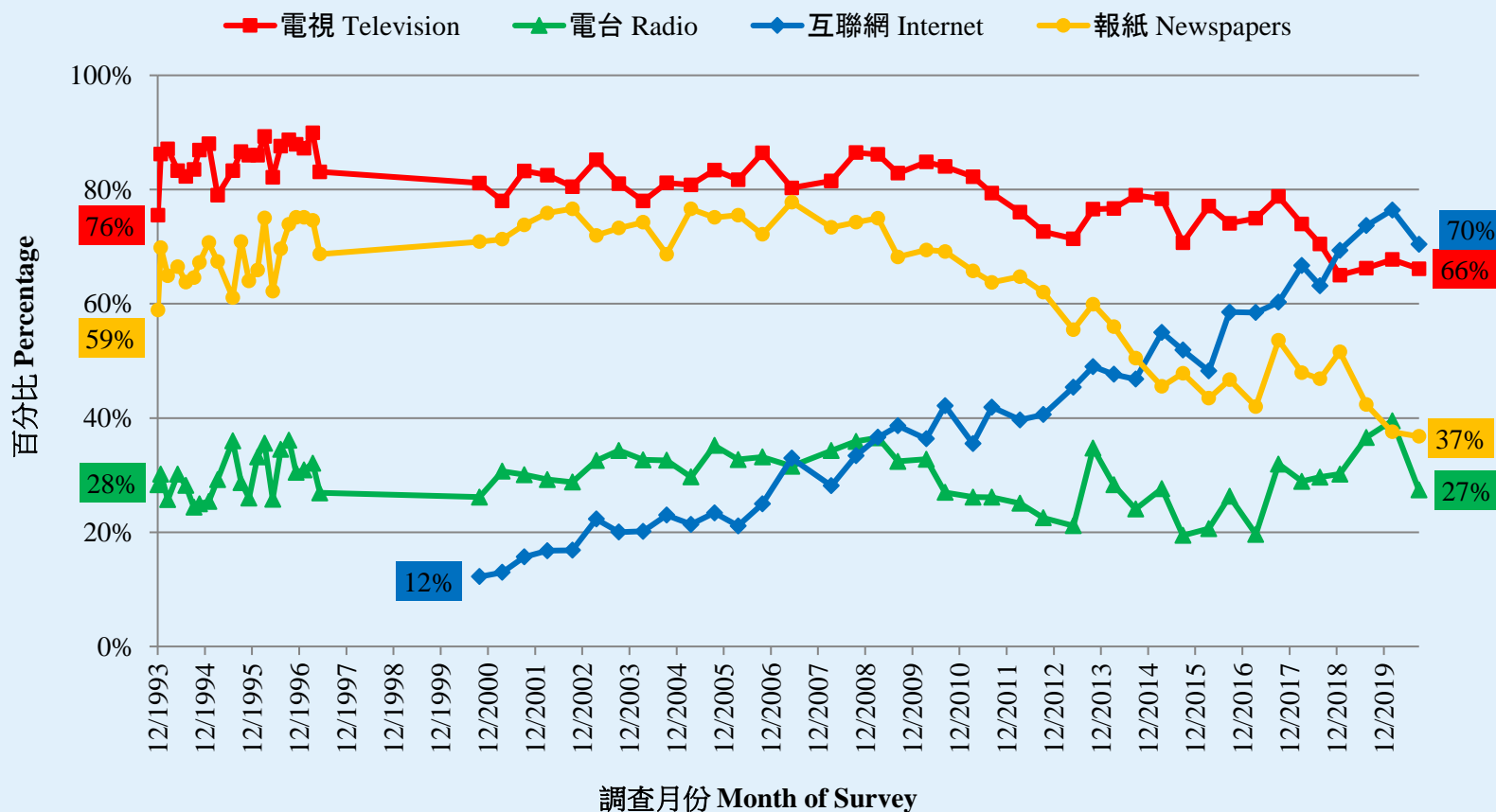
■ 2-3/3/2020 ■ 25/9-8/10/20



Survey result - Performance of news media

6

市民的主要新聞來源 (按次計算)
People's main source of news (Per Poll)



Survey result - Performance of news media

7

● People's most trustworthy source of news

	2-3/3/2020	25/9-8/10/2020	Change	Record
Television	29%	29%	▼1%	Record low since Aug. 2019
Internet	29%	28%	▼1%	Record low since Aug. 2018
Newspapers	10%	12%	▲2%	Record high since Aug. 2018
Radio	17%	9%	▼8% *	Record low since Apr. 1997
Family members	4%	4%	▼<1%	Record low since Apr. 2017
Friends	3%	3%	▼<1%	Record low since Aug. 2019
Magazines	<1%	<1%	▲<1%	Record high since Aug. 2018

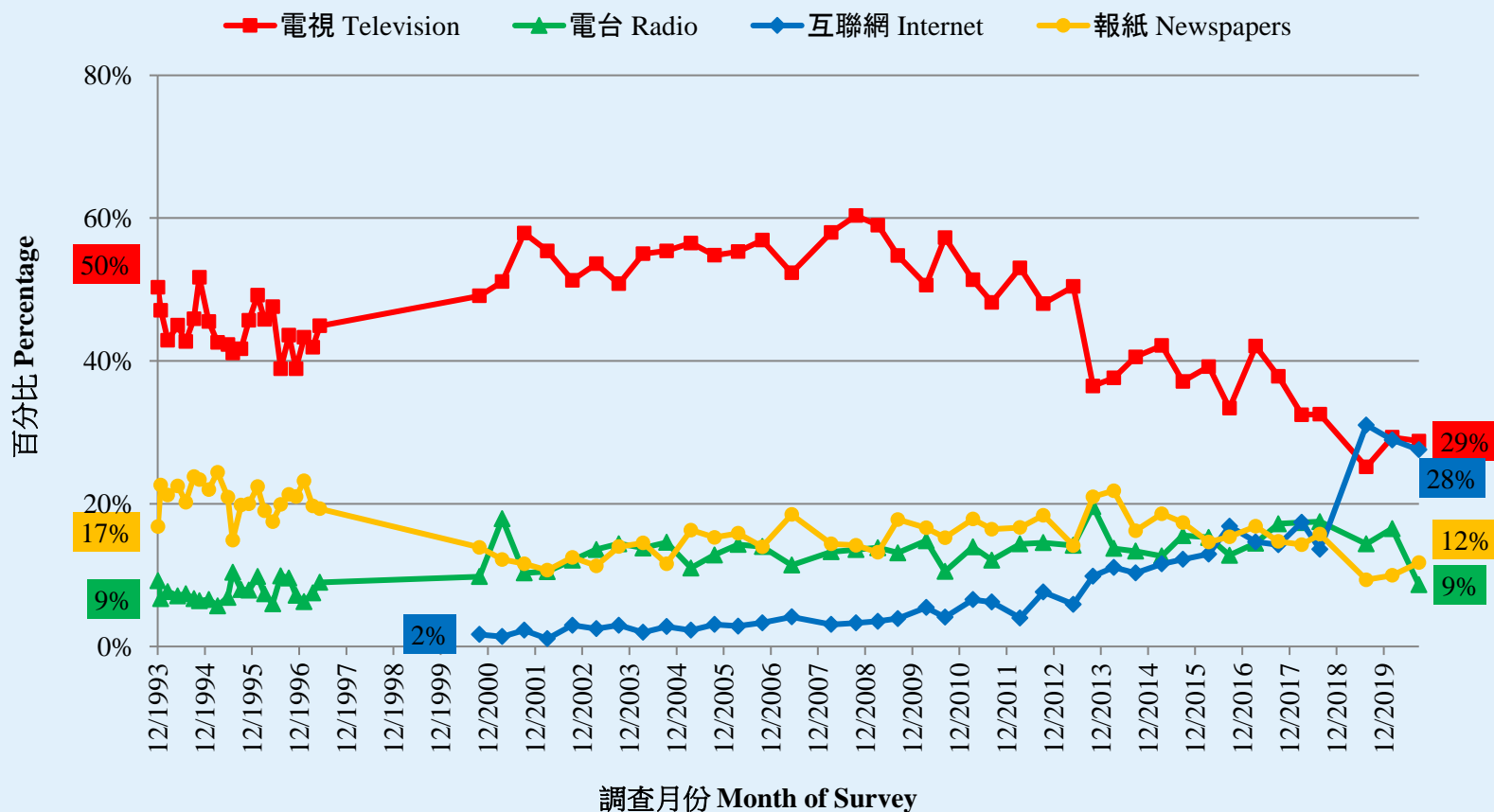
- As for trustworthiness, 29% and 28% of the respondents respectively found television and the internet to be the most trustworthy source of news, while 12% and 9% said it was newspapers and radio respectively, the latter registering a big drop of 8 percentage points and a record low since 1997.

* Significant change

Survey result - Performance of news media

8

市民認為最值得信任的新聞來源 (按次計算)
People's most trustworthy source of news (Per Poll)



Survey Topic

9

- People's appraisal of the performance of news media
 - People's main source of news
 - People's most trustworthy source of news
- News media and Freedom of the press
 - Satisfaction rate of freedom of the press and credibility rating
 - Responsibility in reporting
 - Self-censorship of news media

Survey result - News media and Freedom of the press

10

• Satisfaction rate of freedom of the press and credibility rating

	2-3/3/2020	25/9-8/10/2020	Change	Record
Satisfaction rate of freedom of the press	33%	29%	▼4%	All-time record low since Sept. 1997
Dissatisfaction rate of freedom of the press	54%	54%	▲<1%	All-time record high since Sept. 1997
Net satisfaction rate	-21%	-25%	▼4%	All-time record low since Sept. 1997
Credibility rating of the local news media	5.5	5.1	▼0.3 *	All-time record low since Sept. 1997

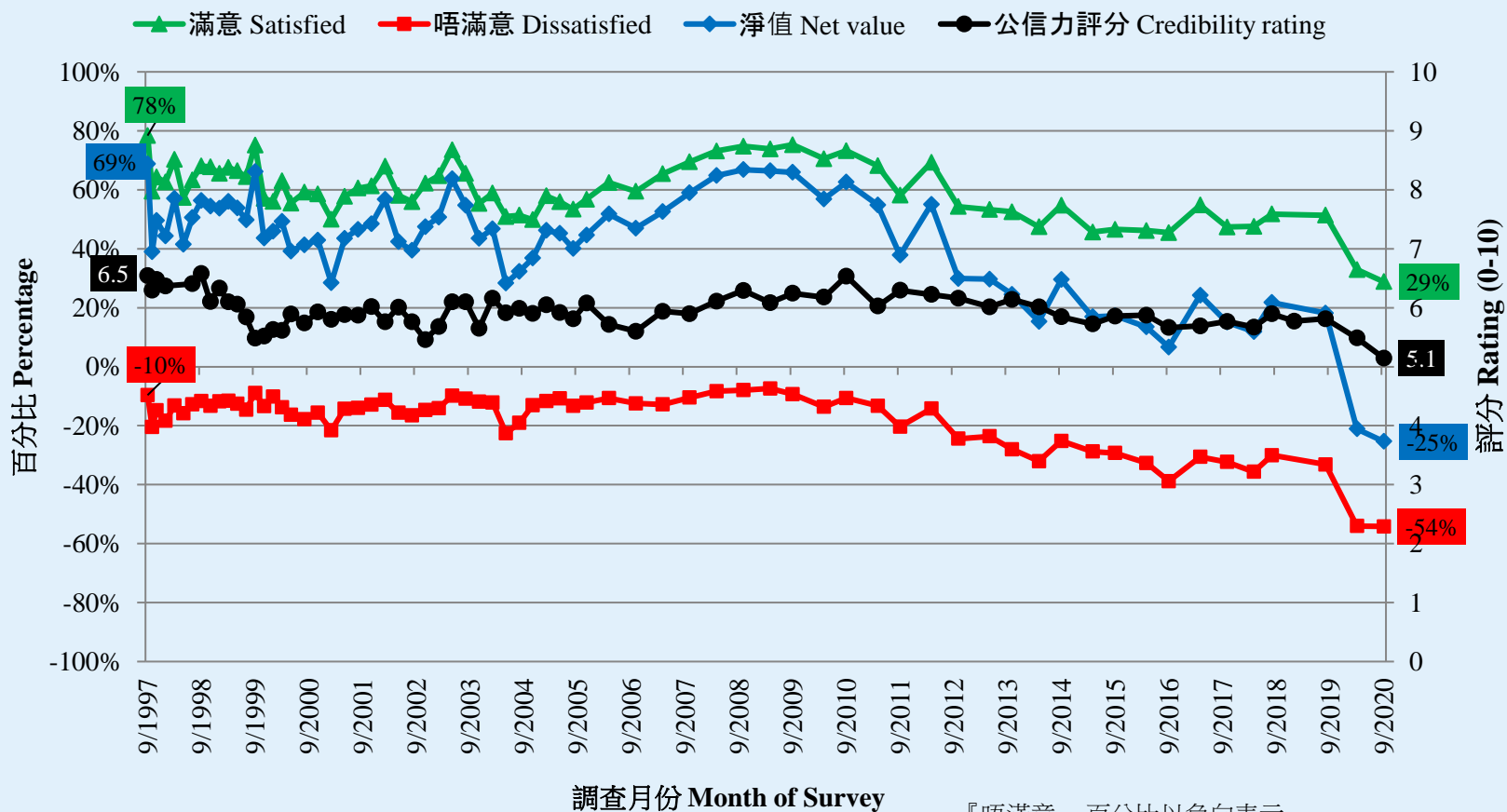
- Results also showed that 29% of the respondents were satisfied with the freedom of the press in Hong Kong while 54% were dissatisfied, giving a net satisfaction of negative 25 percentage points. All these figures are again at their worst since record began in 1997.
- On a scale of 0-10, the credibility rating of the Hong Kong news media drops significantly by 0.3 marks to 5.1, registering an all-time low since record began in 1997.

* Significant change

Survey result - News media and Freedom of the press

新聞自由滿意程度及公信力評分 (按次計算)

Satisfaction rate of freedom of the press and Credibility rating (per poll)



『唔滿意』百分比以負向表示。
Percentages of 'Dissatisfied' is presented as negative

Survey result - News media and Freedom of the press

12

● People's opinions on news media in HK...

	2-3/3/2020	25/9-8/10/2020	Change	Record
Were responsible in their reporting	28%	19%	▼8% *	Record low since Oct. 2006
Were irresponsible in their reporting	36%	35%	▼1%	Record low since Aug. 2019
Net value	-8%	-16%	▼8%	Record low since Apr. 2007
Had practiced self-censorship	56%	50%	▼5% *	Record low since Sept. 2016
Had not practiced self-censorship	33%	30%	▼3%	Record low since Aug. 2019
Net value	23%	20%	▼3%	Record low since Oct. 2017

- 19% perceived the local news media to be responsible in their reporting, 35% regarded the local news media as irresponsible, giving a net value of negative 16 percentage points, a record low since 2007.
- Besides, 50% of the respondents thought the local news media had practiced self-censorship while 30% perceived the contrary, giving a net value of positive 20 percentage points.

* Significant change

POP



HONG KONG PUBLIC OPINION PROGRAM

HONG KONG PUBLIC OPINION RESEARCH INSTITUTE

香港民意研究所 之 香港民意研究計劃

Community Democracy Project -

Community Health Module

Latest Results

October 20, 2020

Contact Information - PENRI

14

	HKPOP Panel
Date of survey	October 4, 3pm – October 19, 3pm
Survey method	Online survey
Target population	Hong Kong residents aged 12+
Total sample size	12,423
Response rate	11.8%
Sampling error	Sampling error of percentages at +/-1% at 95% confidence level
Weighting method	The figures are rim-weighted according to 1) gender-age distribution of Hong Kong population and by District Councils population figures from Census and Statistics Department; 2) Voting results of District Councils Election from Registration and Electoral Office; 3) rating distribution of Chief Executive from regular tracking surveys.

Survey Result - PENRI

15

Date of Publication	<u>6/10</u>	<u>7/10</u>	<u>8/10</u>	<u>9/10</u>	<u>10/10</u>	<u>11/10</u>	<u>12/10</u>	<u>13/10</u>	<u>14/10</u>	<u>15/10</u>	<u>16/10</u>	<u>17/10</u>	<u>18/10</u>	<u>19/10</u>	<u>20/10</u>
Imported Cases(Ytd)	9	4	2	4	1	3	3	6	4	0	8	6	17	2	14
Local Infection Cases(Ytd)	2	4	9	14	7	3	4	5	4	0	4	1	0	2	1
Post-Epidemic Gathering Resumption Index (PEGRI)	17.2	36.1	17.1	17	36.1	36	32.7	17	34.6	61.1	14.7	34.0	33.1	34.6	15.4

Survey Result - PENRI

16

