

POP



HONG KONG PUBLIC OPINION PROGRAM

HONG KONG PUBLIC OPINION RESEARCH INSTITUTE

香港民意研究所 之 香港民意研究計劃

Latest Tracking Poll Results

Press Release

April 21, 2020

Contact Information

2

- Date of survey: 14-17/4/2020
- Survey method: Random telephone survey conducted by real interviewers
- Target population: Cantonese-speaking Hong Kong residents aged 18+
- Sample size: 1005 (including 505 landline and 500 mobile samples)#
- Effective response: 64.5%
- Sampling error: Sampling error of percentages not more than +/-4%, that of net values not more than +/-7% and that of ratings not more than +/-2.1 at 95% conf. level
- Weighting method: Rim-weighted according to figures provided by the Census and Statistics Department. The gender-age distribution of the Hong Kong population came from “Mid-year population for 2018”, while the educational attainment (highest level attended) distribution and economic activity status distribution came from “Women and Men in Hong Kong - Key Statistics (2018 Edition)”.

Survey Topic

3

- **Popularity of Chief Executive**
- **Popularity of HKSAR Government**
 - People's satisfaction in the HKSAR Government
 - People's trust in the HKSAR Government
 - People's appraisals of society's conditions
- **People's Appraisal of Policy Areas of the Government**
 - Maintaining economic prosperity
 - Handling relation with the Central Government
 - Protecting human rights and freedom
 - Improving people's livelihood
 - Pace of democratic development
- **Public Sentiment Index**

Survey Result - Popularity of Chief Executive

4

● Popularity of CE Carrie Lam

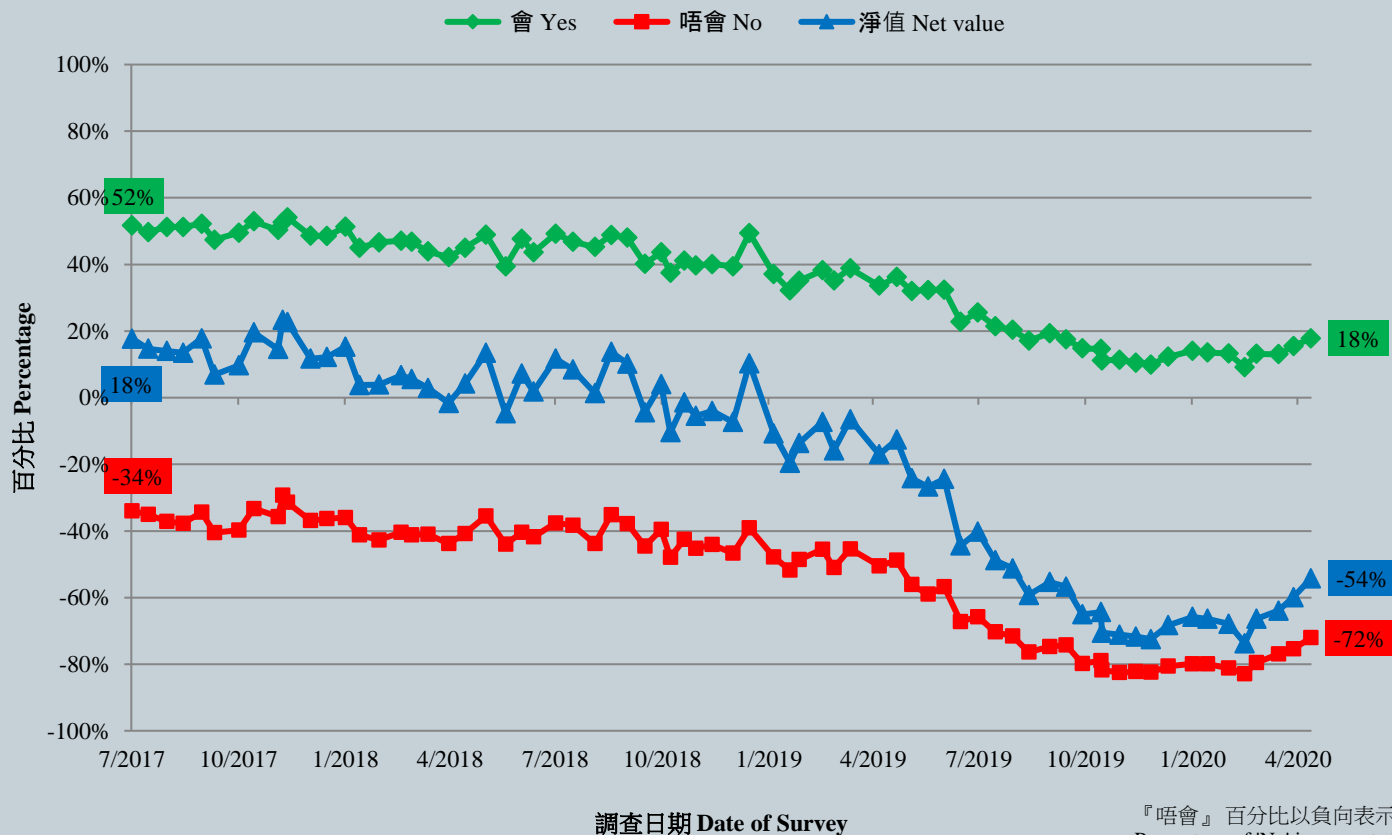
		30/3-2/4/2020	14-17/4/2020	Change	Record
CE Carrie Lam	Rating	25.5	27.7	▲2.2	Record high since Aug. 2019
	Vote of confidence	16%	18%	▲2%	Record high since Sept. 2019
	Vote of no confidence	75%	72%	▼3%	Record low since Aug. 2019
	Net approval rate	-60%	-54%	▲6%	Record high since Aug. 2019

- The popularity rating of CE Carrie Lam now stands at 27.7 marks. 48% participants give 0 rating. Her approval rate is 18%, disapproval rate 72%, giving a net popularity of negative 54 percentage points. All popularity figures have slightly improved since half a month ago, but the changes have not gone beyond sampling errors.

Survey Result - Popularity of Chief Executive

5

市民對林鄭月娥出任特首的假設投票結果 (按次計算)
Hypothetical Voting for Carrie Lam as the Chief Executive (Per Poll)
(7/2017 – 4/2020)

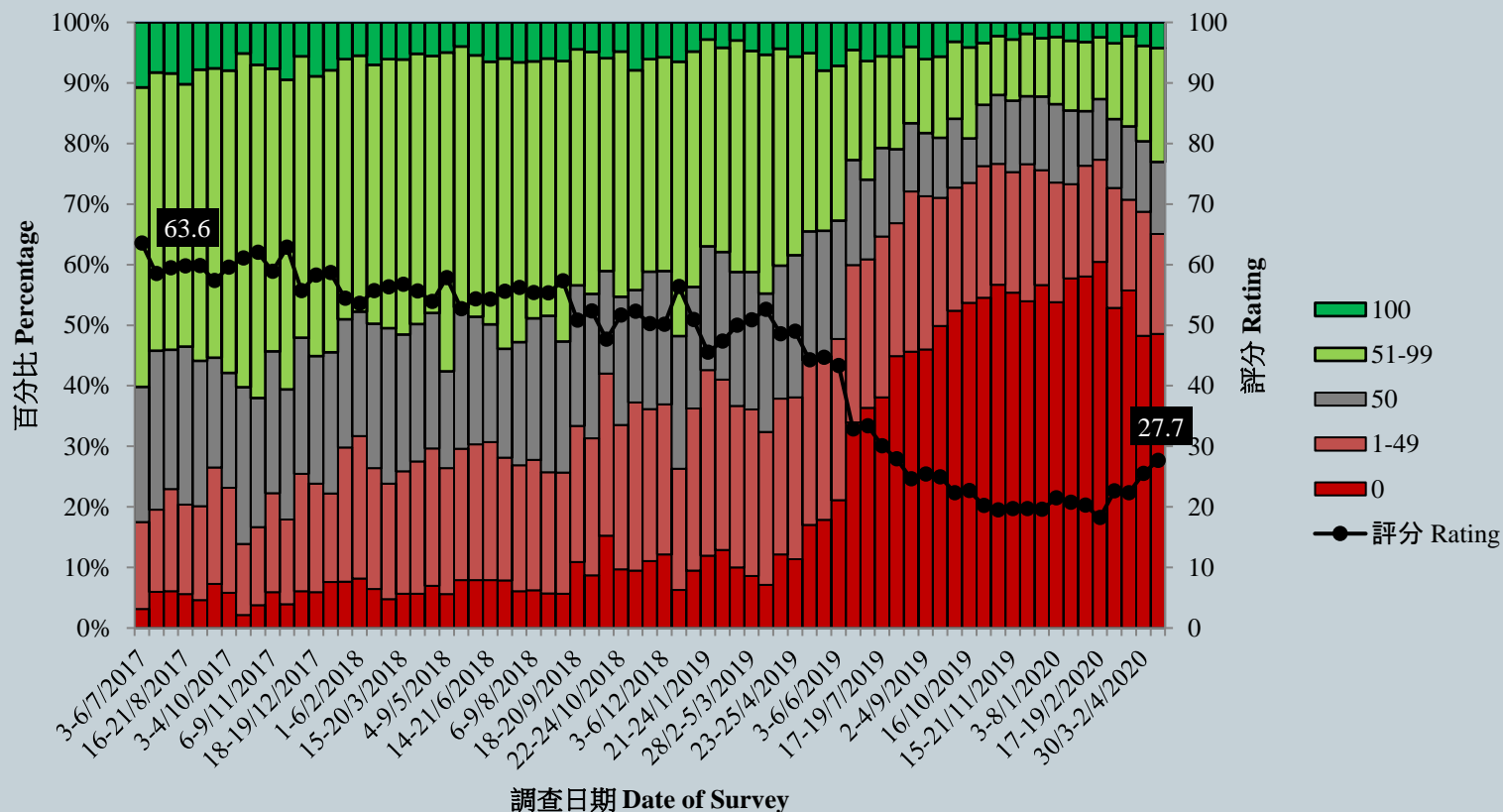


『唔會』百分比以負向表示。
Percentage of 'No' is presented as negative

Survey Result - Popularity of Chief Executive

6

特首林鄭月娥評分 (按次計算)
Rating for Chief Executive Carrie Lam (Per Poll)
(7/2017 – 4/2020)



Survey Topic

9

- Popularity of Chief Executive
- Popularity of HKSAR Government
 - People's satisfaction in the HKSAR Government
 - People's trust in the HKSAR Government
 - People's appraisals of society's conditions
- People's Appraisal of Policy Areas of the Government
 - Maintaining economic prosperity
 - Handling relation with the Central Government
 - Protecting human rights and freedom
 - Improving people's livelihood
 - Pace of democratic development
- Public Sentiment Index

Survey Result - Popularity of HKSAR Government

10

● People's satisfaction in the HKSAR Government

	17-20/3/2020	14-17/4/2020	Change	Record
Satisfaction rate	17%	21%	▲4%	Record high since May 2019
Dissatisfaction rate	68%	68%	▼1%	Record low since May 2019
Net satisfaction rate	-51%	-47%	▲4%	Record high since May 2019
Mean value	2.0	2.0	--	Record high since May 2019

- Regarding the HKSAR Government, the latest satisfaction rate is 21%, whereas 68% were dissatisfied, thus net satisfaction stands at negative 47 percentage points. The mean score is 2.0, meaning close to “quite dissatisfied” in general. All of these figures have also improved slightly since last month but with changes within sampling errors.

Survey Result - Popularity of HKSAR Government

11

● People's trust in the HKSAR Government

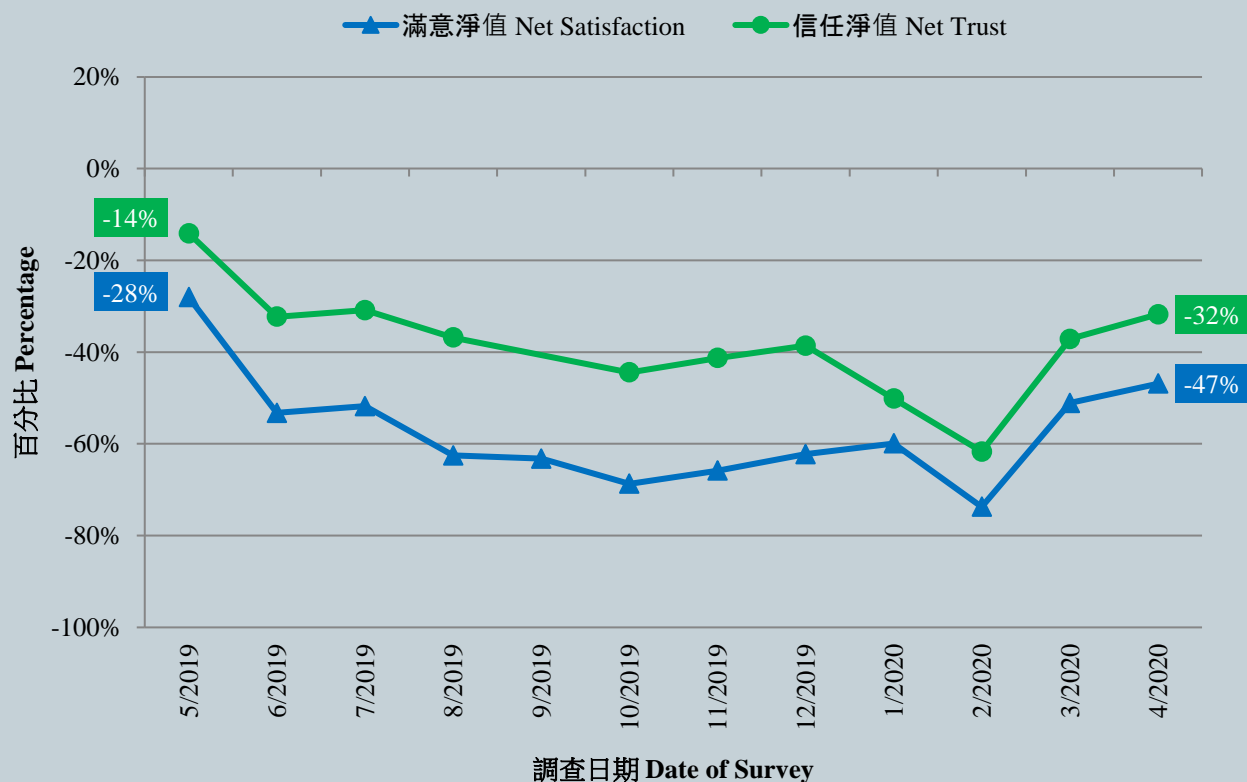
	17-20/3/2020	14-17/4/2020	Change	Record
Trust	25%	29%	▲4%	Record high since Jul. 2019
Distrust	62%	60%	▼1%	Record low since Jun. 2019
Net trust	-37%	-32%	▲5%	Record high since Jul. 2019
Mean value	2.3	2.3	--	Record high since Jul. 2019

- Regarding people's trust in the HKSAR Government, 29% of the respondents expressed trust, 60% expressed distrust. The net trust value is negative 32 percentage points. The mean score is 2.3, meaning between "quite distrust" and "half-half" in general. All of these figures have also improved slightly since last month but with changes within sampling errors.

Survey Result - Popularity of HKSAR Government

12

市民對香港特區政府的滿意程度及信任程度 (按次計算)
People's Satisfaction and Trust with the HKSAR Government (Per Poll)
(5/2019 – 4/2020)



Survey Result - Popularity of HKSAR Government

13

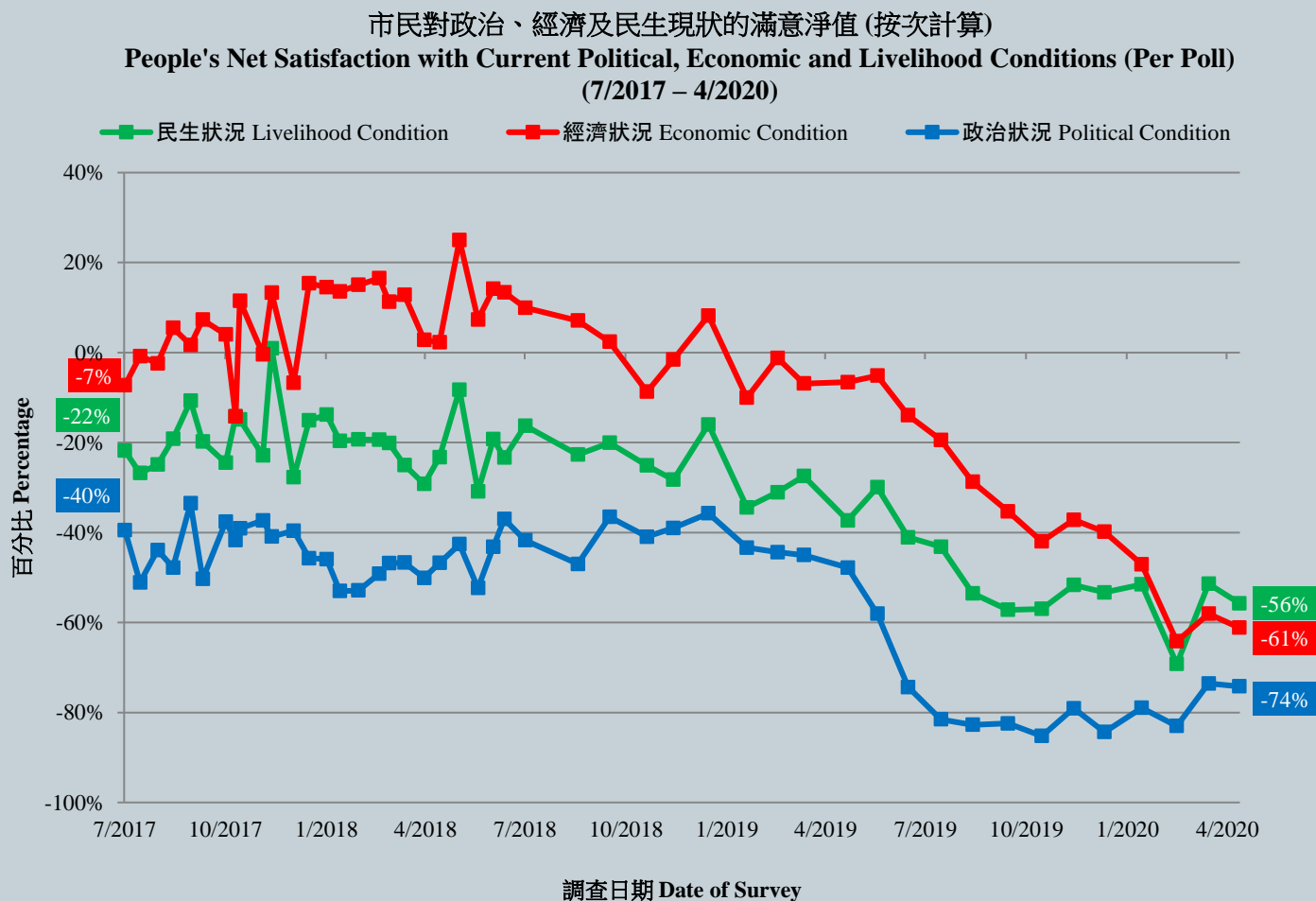
• People's Appraisals of society's conditions

	17-20/3/2020	14-17/4/2020	Change	Record
Livelihood condition	-51%	-56%	▼4%	Record low since Feb. 2020
Economic condition	-58%	-61%	▼3%	Record low since Feb. 2020
Political condition	-74%	-74%	▼1%	Record low since Feb. 2020

- People's net satisfaction rate with the current livelihood, economic and political conditions are negative 56, negative 61 and negative 74 percentage points respectively. All of these figures have not changed much compared to last month, but with changes within sampling errors.

Survey Result - Popularity of HKSAR Government

14



Survey Topic

15

- Popularity of Chief Executive
- Popularity of HKSAR Government
 - People's satisfaction in the HKSAR Government
 - People's trust in the HKSAR Government
 - People's appraisals of society's conditions
- People's Appraisal of Policy Areas of the Government
 - Maintaining economic prosperity
 - Handling relation with the Central Government
 - Protecting human rights and freedom
 - Improving people's livelihood
 - Pace of democratic development
- Public Sentiment Index

Survey Result - People's Appraisal of Policy Areas of the Government

17

● Net satisfaction rate

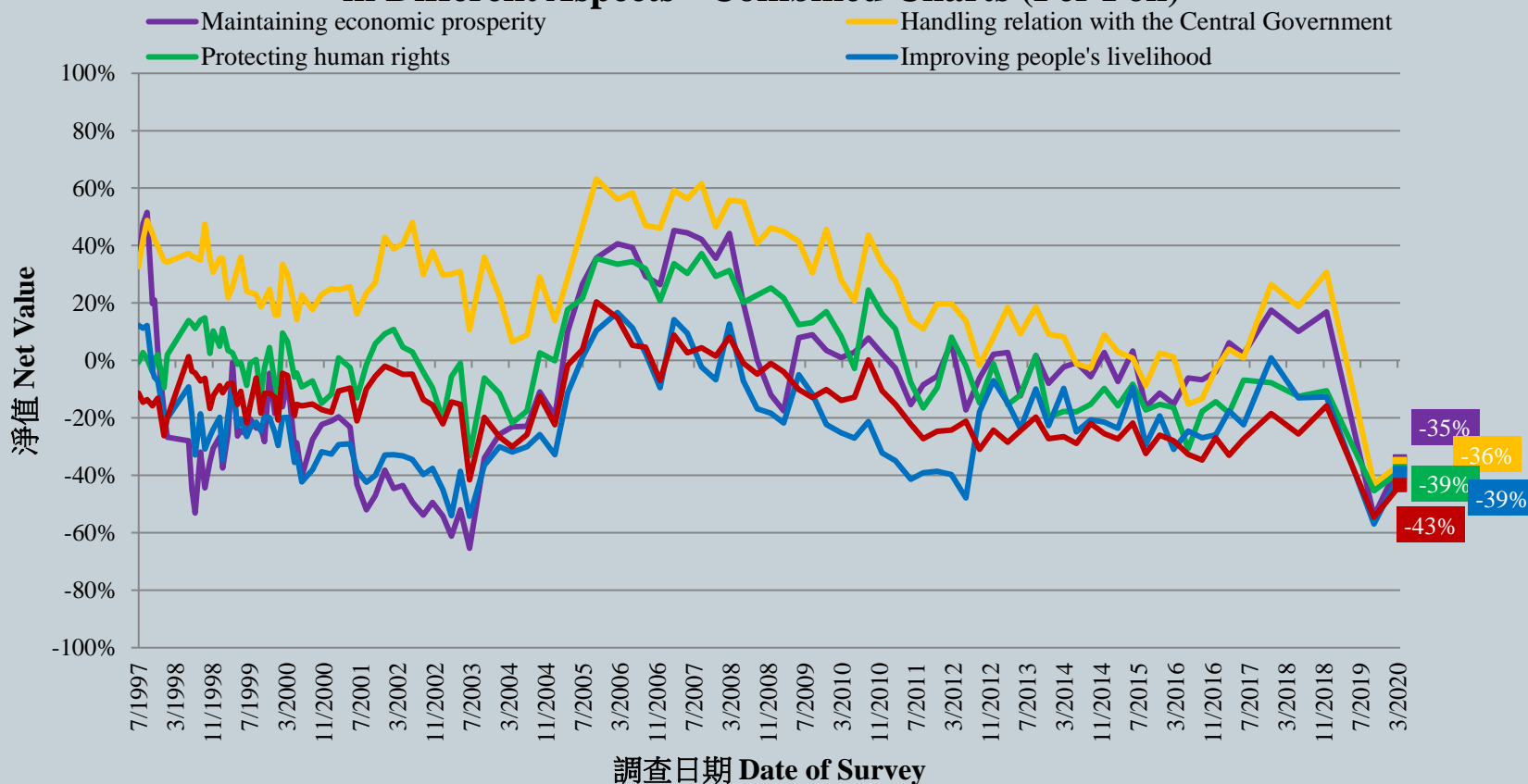
	24-28/10/2019	14-17/4/2020	Change	Record
Maintaining economic prosperity	-54%	-35%	▲19% *	Record high since Dec. 2018
Handling relation with the Central Government	-43%	-36%	▲7%	Record high since Dec. 2018
Protecting human rights	-45%	-39%	▲7%	Record high since Dec. 2018
Improving people's livelihood	-57%	-39%	▲18% *	Record high since Dec. 2018
Pace of democratic development	-55%	-43%	▲11% *	Record high since Dec. 2018

- The latest net satisfaction rates of all five specific policy areas of the HKSAR Government are negative. The net satisfaction rates of the government's performance in maintaining economic prosperity is relatively highest.
- Compared with the historical lows registered in October 2019, the net satisfaction rates of all policy areas have recovered, but are still far below the level registered in December 2018.

* Significant change

Survey Result - People's Appraisal of Policy Areas of the Government

市民對特區政府各項表現的滿意淨值- 綜合圖表 (按次計算)
People's Net Satisfaction of the Performance of the HKSAR Government
in Different Aspects - Combined Charts (Per Poll)



Survey Topic

19

- Popularity of Chief Executive
- Popularity of HKSAR Government
 - People's satisfaction in the HKSAR Government
 - People's trust in the HKSAR Government
 - People's appraisals of society's conditions
- People's Appraisal of Policy Areas of the Government
 - Maintaining economic prosperity
 - Handing relation with the Central Government
 - Protecting human rights and freedom
 - Improving people's livelihood
 - Pace of democratic development
- **Public Sentiment Index**

Survey Result - Public Sentiment Index

20

● Public Sentiment Index (PSI)

	2/4/2020	17/4/2020	Change	Record
Public Sentiment Index (PSI)	57.1	56.6	▼0.6	Record low since Mar. 2020
Government Appraisal (GA)	60.2	62.8	▲2.6	Record high since Aug. 2019
Society Appraisal (SA)	55.9	52.2	▼3.6	Record low since Mar. 2020

- All PSI, GA and SA scores range between 0 to 200, with 100 meaning normal.
- The latest PSI stands at 56.6, down by 0.6 point from early April. It can be considered as among the worst 1% across the past 20 years or so. Two component scores of PSI both be considered as among the worst 1% across the past 20 years or so.

Survey Result - Public Sentiment Index

21

民情指數 (按月計算)
Public Sentiment Index (monthly average)
(7/1992 - 4/2020)

