

POP



HONG KONG PUBLIC OPINION PROGRAM

HONG KONG PUBLIC OPINION RESEARCH INSTITUTE

香港民意研究所 之 香港民意研究計劃

Budget instant poll

Press Release

February 27, 2020

Contact Information

2

- Date of survey: 26/2/2020
- Survey method: (1a) Random landline telephone survey
(1b) Random mobile telephone survey
(2a) Telephone survey targeting “Hong Kong People Representative Panel” within “HKPOP Panel”
(2b) Online survey with email invitation targeting “Hong Kong People Representative Panel” within “HKPOP Panel”
- Target population: Cantonese-speaking Hong Kong residents aged 18+
- Sample size: 1,038 (including 138 random landline samples, 135 random mobile samples, 183 panel telephone survey samples and 582 panel online survey samples)
- Effective response rate: 75.5% (excluding panel samples)
- Sampling error: Sampling error of percentages not more than +/-3%, that of net values not more than +/-5% and that of ratings not more than +/-1.9 at 95% conf. level
- Weighting method: The raw data comes from 4 different sampling frames. It is rim-weighted by two sets of weighting factors simultaneously. The first set of weighting factors comprises population figures provided by the Census and Statistics Department, they include (a) the gender-age distribution of the Hong Kong population from “Mid-year population for 2018”, (b) educational attainment (highest level attended) distribution from “Women and Men in Hong Kong - Key Statistics (2018 Edition)”, and (c) economic activity status distribution from the last source. The second set of weighting factors is adjusted based on the relative target sample size of different sub-sampling frames, namely, random telephone survey using landline numbers set at 5 units, random telephone survey using mobile numbers set at 5 units, telephone survey of randomly pre-selected panel members set at 6 units, and online survey of randomly pre-selected panel members set at 4 units.

Survey Topic

3

- Appraisal of Budget
- Popularity of Financial Secretary
- In-depth analysis by demographics

Survey Result - Appraisal of Budget

4

• Appraisal of Budget

		27/2/2019	26/2/2020	Change	Record (Instant poll)
Budget	Satisfaction rate	23%	46%	▲ 23% *	Record high since Feb. 2010
	Dissatisfaction rate	39%	27%	▼ 13% *	Record low since Feb. 2017
	Net satisfaction rate	-16%	19%	▲ 36% *	Record high since Feb. 2015
	Rating	47.1	54.1	▲ 7.1 *	Record high since Feb. 2017

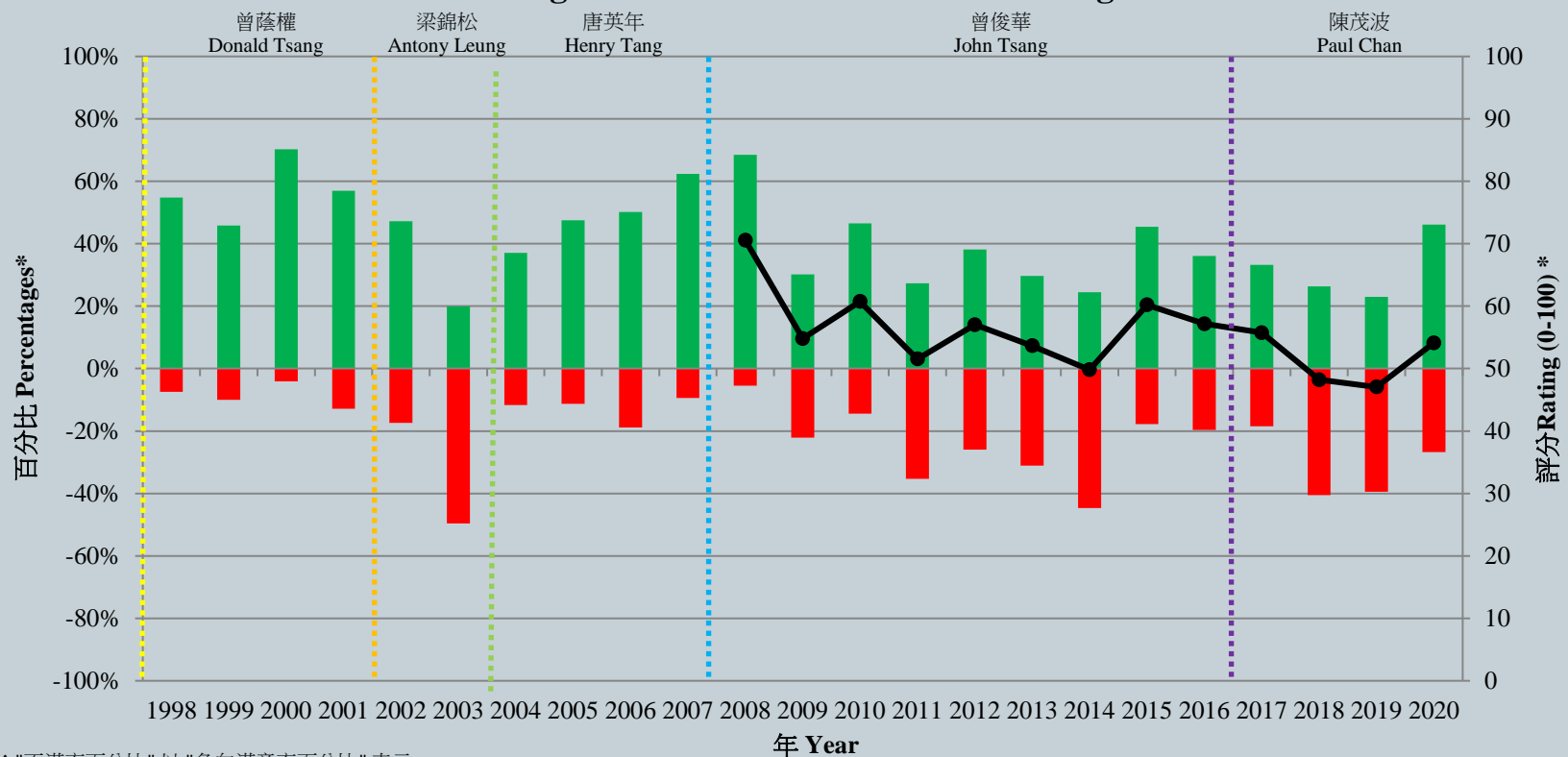
- After excluding those respondents who said they did not have any knowledge of this year's Budget, this year's instant survey showed that 46% were satisfied with it, 27% were dissatisfied and 23% said "half-half", giving a net satisfaction rate of positive 19 percentage points. Meanwhile, the average rating registered for the Budget was 54.1 marks.
- All popularity figures of the Budget have significantly improved compared to last year.

* Significant change

Survey Result - Appraisal of Budget

6

財政預算案即時滿意率 / 評分 Budget Instant Satisfaction Rate / Rating



^ "不滿率百分比" 以 "負向滿意率百分比" 表示

^ "% of dissatisfaction" is presented as "negative % of satisfaction"

* 撇除未聞財政預算案數字

* Excluding those who had not heard of the Budget

註 1: 財政預算案評分調查始於2008年曾俊華第一份財政預算案

Note 1: Budget rating surveys started since 2008 i.e. FS John Tsang's first Budget.

■ 即時調查 - 滿意率
Instant - Satisfaction Rate

■ 即時調查 - 不滿意率[^]
Instant - Dissatisfaction Rate

● 評分
Rating

Survey Topic

7

- Appraisal of Budget
- **Popularity of Financial Secretary**
- In-depth analysis by demographics

Survey Result - Popularity of Financial Secretary

8

● Popularity of Financial Secretary

		3-6/2/2020	26/2/2020	Change	Record
Financial Secretary Paul Chan	Vote of confidence	19%	27%	▲ 9% *	Record high since Feb. 2018
	Vote of no confidence	55%	41%	▼ 14% *	Record low since Feb. 2018
	Net approval rate	-36%	-14%	▲ 22% *	Record high since Feb. 2018
	Rating	26.6	43.5	▲ 16.8 *	Record high since Feb. 2018

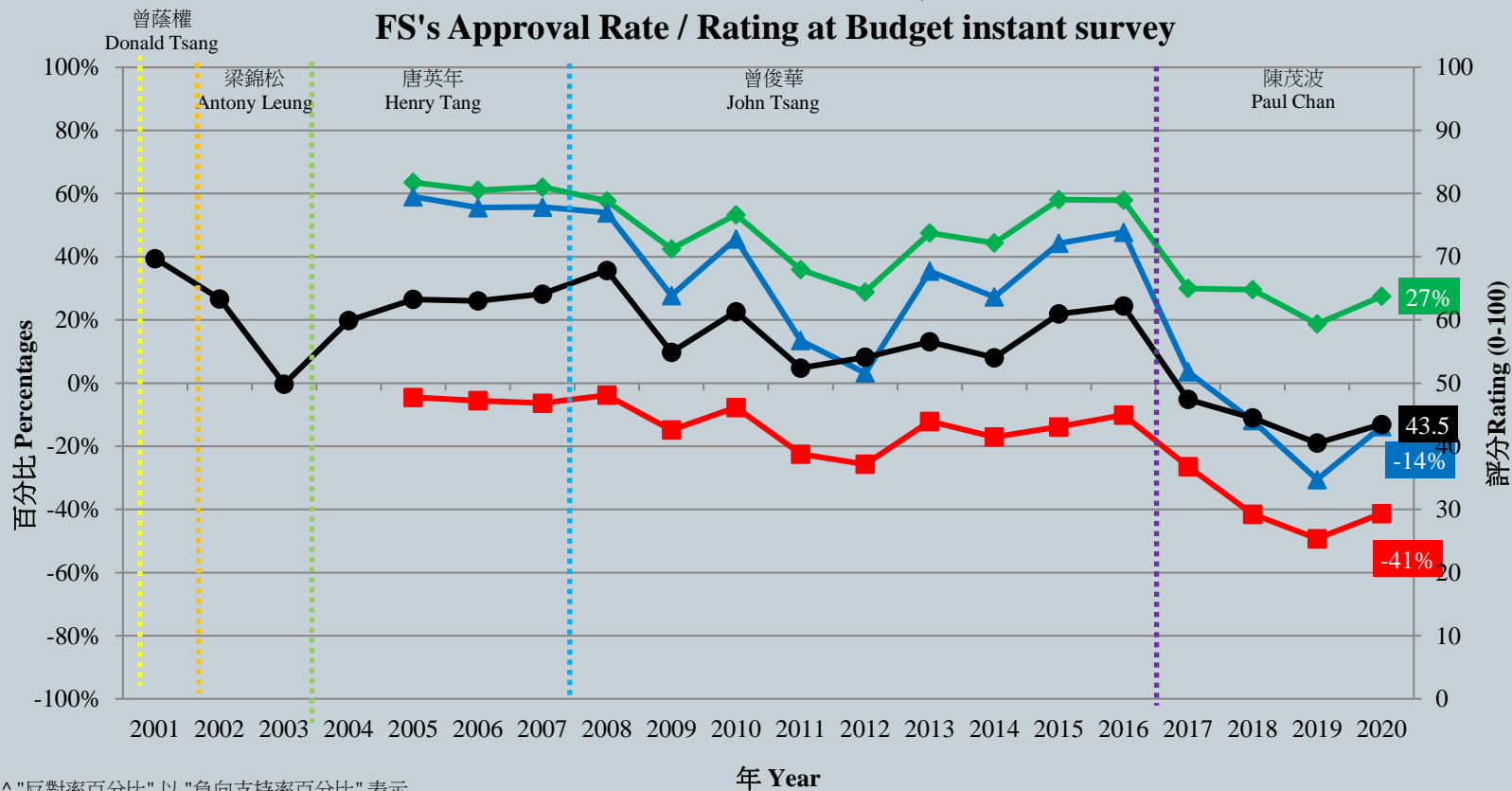
- The survey showed that the latest popularity rating of Financial Secretary Paul Chan after his Budget Speech was 43.5 marks, with approval and disapproval rates of 27% and 41% respectively, giving a net approval of negative 14 percentage points.
- All popularity figures have improved significantly compared to early February.

* Significant change

Survey Result - Popularity of Financial Secretary

即時調查財政司司長支持率 / 評分

FS's Approval Rate / Rating at Budget instant survey



^ "反對率百分比" 以 "負向支持率百分比" 表示

^ "% of disapproval" is presented as "negative % of approval"

註 1: 財政司司長評分調查始於2001年曾蔭權第四份財政預算案
 Note 1: FS rating surveys started since 2001 i.e. FS Donald Tsang's fourth Budget.

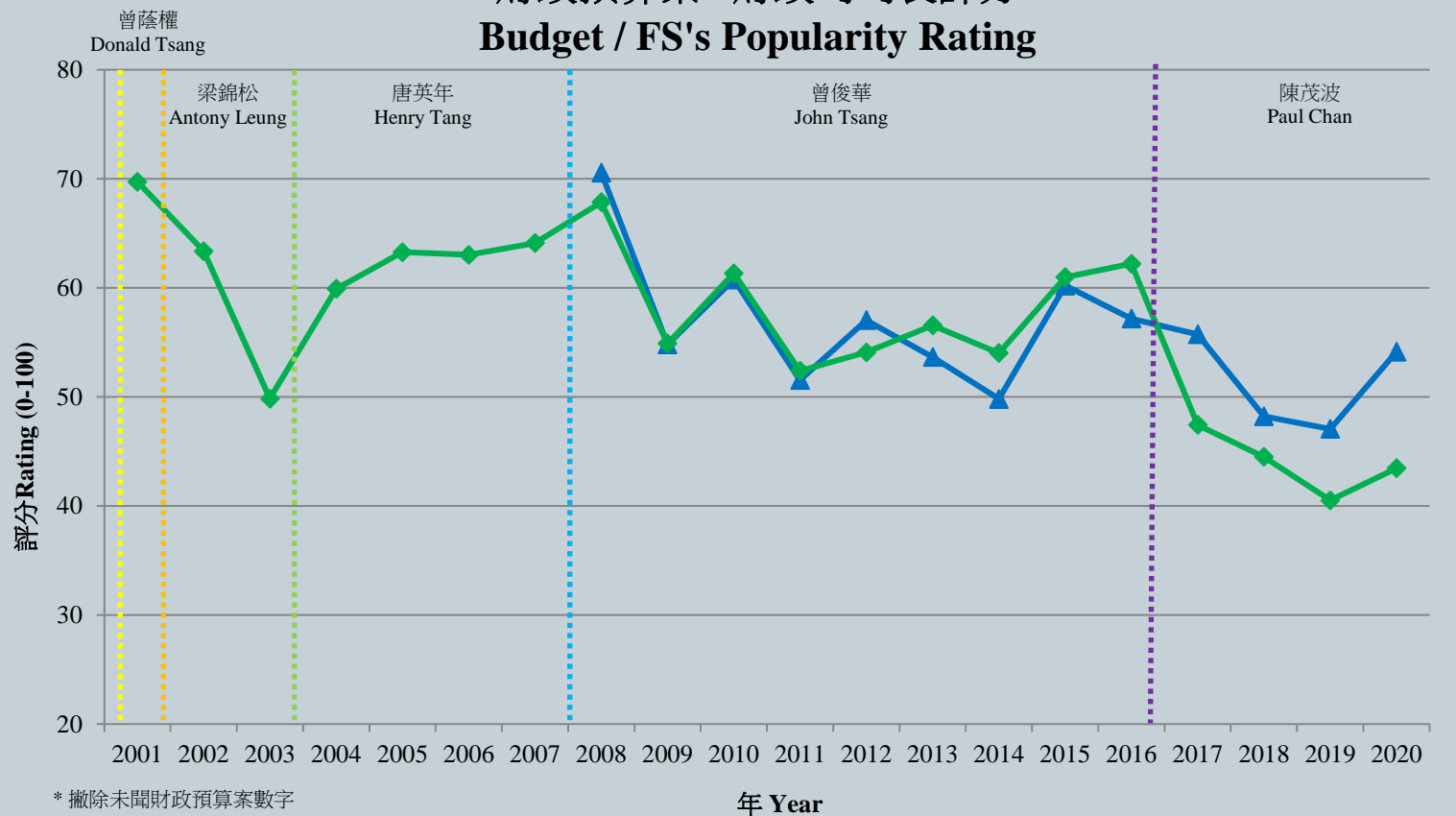
註 2: 財政司司長支持率調查始於2005年唐英年第二份財政預算案
 Note 2: FS approval rate surveys started since 2005 i.e. FS Henry Tang's second Budget.

◆ 支持率 Approval Rate
 ■ 反對率^ Disapproval Rate
 ▲ 淨值 Net Value
 ● 評分 Rating

Survey Result - Popularity of Financial Secretary

11

財政預算案 / 財政司司長評分 Budget / FS's Popularity Rating



* 撇除未聞財政預算案數字

* Excluding those who had not heard of the Budget

註 1：財政司司長評分調查始於2001年曾蔭權第四份財政預算案

Note 1: FS rating surveys started since 2001 i.e. FS Donald Tsang's fourth Budget.

註 2：財政預算案評分調查始於2008年曾俊華第一份財政預算案

Note 1: Budget rating surveys started since 2008 i.e. FS John Tsang's first Budget.

▲ 財政預算案即時評分*
Budget Instant Rating*

◆ 財政司司長評分
FS's popularity rating

Survey Topic

12

- Appraisal of Budget
- Popularity of Financial Secretary
- In-depth analysis by demographics

Survey Result - In-depth analysis by demographics

13

• Age

		18 - 29	30 - 49	50 +	Overall
Budget	Satisfaction rate	28%	41%	55%	46%
	Half-half	22%	25%	22%	23%
	Dissatisfaction rate	49%	31%	17%	27%
	Rating	<u>38.7</u>	<u>50.3</u>	<u>62.0</u>	<u>54.1</u>
Financial Secretary Paul Chan	Reappointment	15%	22%	36%	27%
	Dismissal	53%	48%	33%	41%
	Abstention	33%	30%	31%	31%
	Rating	<u>27.8</u>	<u>37.5</u>	<u>53.0</u>	<u>43.5</u>

Survey Result - In-depth analysis by demographics

14

• Education level

		Primary or below	Secondary	Tertiary or above	Overall
Budget	Satisfaction rate	70%	49%	30%	46%
	Half-half	17%	25%	24%	23%
	Dissatisfaction rate	6%	23%	44%	27%
	Rating	<u>71.2</u>	<u>56.6</u>	<u>41.5</u>	<u>54.1</u>
Financial Secretary Paul Chan	Reappointment	58%	23%	18%	27%
	Dismissal	9%	41%	58%	41%
	Abstention	33%	35%	24%	31%
	Rating	<u>65.2</u>	<u>44.8</u>	<u>29.9</u>	<u>43.5</u>

Survey Result - In-depth analysis by demographics

16

• Social strata

		Collectively called “upper class”	Collectively called “middle class”	Collectively called “lower class”	Overall
Budget	Satisfaction rate	44%	42%	49%	46%
	Half-half	25%	28%	19%	23%
	Dissatisfaction rate	29%	25%	28%	27%
	Rating	<u>53.6</u>	<u>53.3</u>	<u>53.2</u>	<u>54.1</u>
Financial Secretary Paul Chan	Reappointment	29%	22%	29%	27%
	Dismissal	46%	47%	32%	41%
	Abstention	25%	32%	38%	31%
	Rating	<u>40.7</u>	<u>40.7</u>	<u>46.7</u>	<u>43.5</u>